

Early Recovery-Floods 2010



Relief Saves Lives - Early Recovery builds futures

Final Report

March 2012



Pakistan Floods Disaster 2010 EARLY RECOVERY

Final Report

MARCH 2012

Abbreviations and Acronyms

ADB	Asian Development Bank
CBO	Community Based Organization
CDCP	Citizens Damage Compensation Programme
CFC	Child Friendly Space
CFW	Cash for Work
CMAM	Community-based Management of Acute Malnutrition
CNIC	Computerized National Identification Card
CPI	Community Physical Infrastructure
DEWS	Disease Early Warning System
DNA	Damage and Needs Assessment
DRR	Disaster Risk Reduction
EC	European Commission
ER	Early Recovery
ERWG	Early Recovery Working Group
EWS	Early Warning System
FATA	Federally Administered Tribal Areas
GBV	Gender Based Violence
IASC	Inter Agency Standing Committee
IDP	Internally Displaced Person
IEC	Information Education Material
IP	Implementing Partner
IYCF	Infant Young Child Feeding
KP	Khyber Pakhtunkhwa
McRAM	Multi-Cluster Rapid Assessment Mechanism
MICS	Multiple Indicator Cluster Survey
NADRA	National Database and Registration Authority
NDMA	National Disaster Management Authority
NGO	Non-Government Organization
ORS	One Room Shelter
PAK	Pakistan Administered Kashmir (Referred to as “The State of Azad Jammu and Kashmir or AJK” by the Government of Pakistan)
PDMA	Provincial Disaster Management Authority
PFRERP	Pakistan Flood Relief and Early Recovery Response Plan
PTC	Parent Teacher Committee
SAM	Severe Acute Malnutrition
SMC	School Management Committee
TLC	Temporary Learning Centre
UN	United Nations
WB	World Bank
WDD	Women Development Department
WFP	World Food Programme

Table of Contents

Executive Summary	6
Introduction	11
PART A: Sectors	12
1. Agriculture and Food Security.....	13
2. Health and Nutrition	17
3. Water and Sanitation.....	20
4. Education	23
5. Housing.....	27
6. Governance	30
7. Non-Farm Livelihoods (NFL).....	32
8. Community Physical Infrastructure	35
PART B: Thematic Areas	38
9. Disaster Risk Reduction.....	39
10. Environment.....	42
11. Gender.....	45
12. Protection	49
ANNEXES	53
Annexure-A.....	54
Annexure-B.....	55
Annexure-C.....	56
Annexure-D.....	57

List of Tables

Tab 1: Agriculture and Food Support in Early Recovery Phase.....	13
Tab 2: Nutrition Interventions during Early Recovery Phase.....	18
Tab 3: Education Sector Early Recovery Interventions.....	24
Tab 4: Housing/Shelter Construction over Early Recovery Phase	27
Tab 5: Governance Sector Contracts in KP and Punjab	30

List of Figures

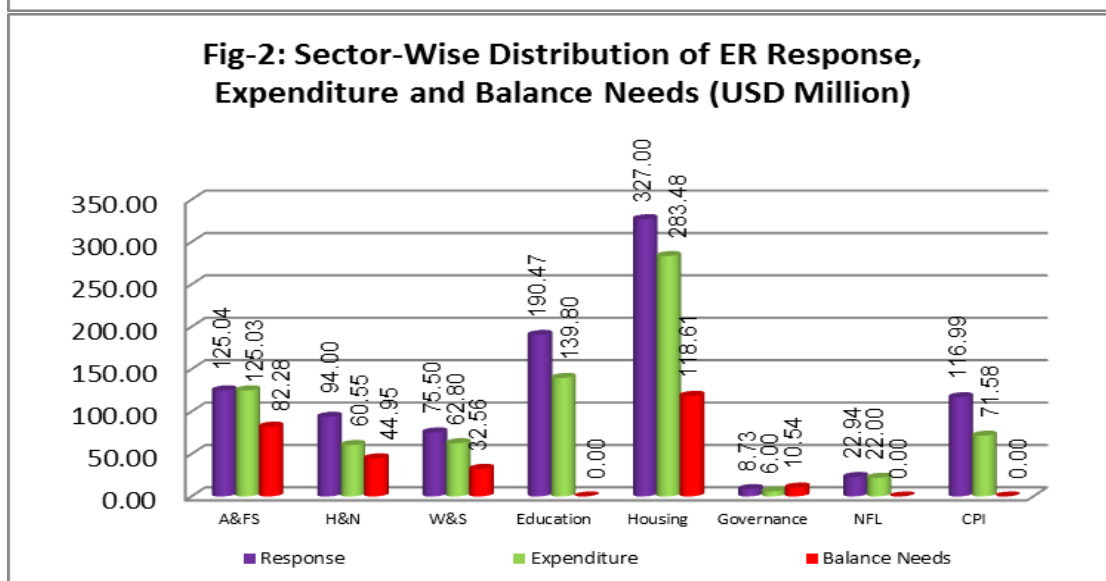
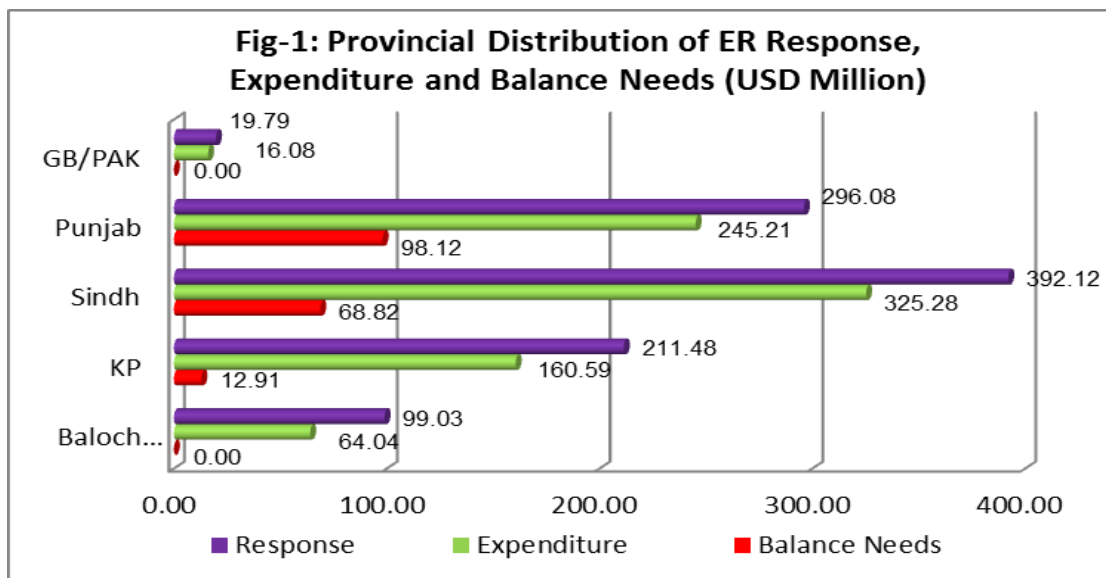
Fig. 1 Provincial Distribution of ER Response, Expenditure and Balance Needs.....	06
Fig. 2 Sector-Wise Distribution of ER Response, Expenditure and Balance Needs	06
Fig. 3 Thematic Groups Distribution of ER Response, Expenditure and Balance Needs.....	07
Fig. 4 Agriculture and Food Security Response, Expenditure and Balance Needs.....	16

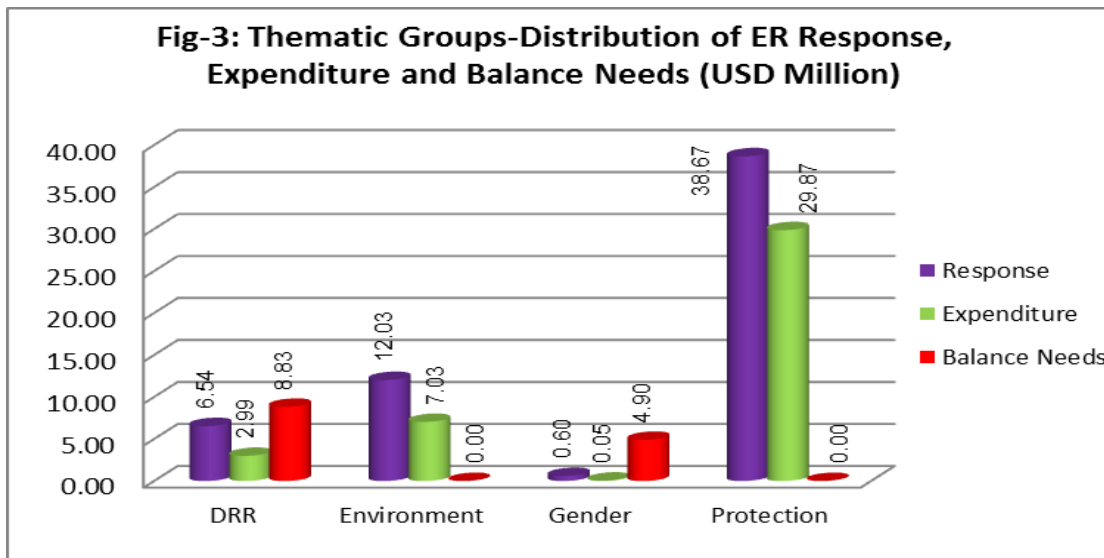
Fig. 5	Health and Nutrition Response, Expenditure and Balance Needs.....	19
Fig. 6	Water and Sanitation Response, Expenditure and Balance Needs.....	21
Fig. 7	Education Response, Expenditure and Balance Needs.....	26
Fig. 8	Housing Response, Expenditure and Balance Needs.....	29
Fig. 9	Governance Response, Expenditure and Balance Needs.....	31
Fig. 10	NFL Response, Expenditure and Balance Needs.....	34
Fig. 11	CPI Response, Expenditure and Balance Needs.....	37
Fig. 12	DRR Response, Expenditure and Balance Needs.....	41
Fig. 13	Environment Response, Expenditure and Balance Needs.....	43
Fig. 14	Gender Response, Expenditure and Balance Needs.....	48
Fig. 15	Protection Response, Expenditure and Balance Needs.....	52

Executive Summary

In July 2010 Pakistan was hit by the worst floods in its history. Twenty million people across an area of over 100,000 sq. km were affected, and there was widespread damage to property and infrastructure. A massive relief operation was launched by the Government of Pakistan, provincial and local governments, supported by national and international humanitarian organizations. The emergency relief phase came to an end in most areas on 31 January 2011, with the exception of five districts in Sindh and Balochistan which also ended on 15 April 2011. Effective 1 March 2011, focus was shifted to early recovery in the severely affected 29 districts by establishing a coordination mechanism under Early Recovery Working Group (ERWG) arrangement at federal, provincial and district levels. An assessment of early recovery needs was carried out for eight sectors and four cross-cutting themes, and based on this a Strategic Early Recovery Action Plan (SERAP) was prepared in April 2011. The early recovery phase of the disaster response came to an end on 31 December 2011.

Figures 1, 2 and 3 detail the early recovery response by province, sector and thematic area respectively.





The total ER response up to April and prioritized early recovery interventions from May to December 2011 were estimated at US\$ 1195.38 million. Early recovery response up to December 2011 was US\$ 1,018.50 million. However, there were significant variations across sectors/thematic areas and across provinces, leaving an overall funding gap of US\$ 176.71 million (for further details, please refer to Annexes B, C & D).

Agriculture and Food Security - A total of 442,233 households were reached with agriculture support, exceeding the target of 433,417 priority households. However, in Sindh there was a shortfall of approx. 106,600 households because of the floods in 2011. Food security interventions benefitted a total population of 2.44 million. Guidelines for *Rabi* and *Kharif* crops and aspects of disaster planning were shared with stakeholders. A detailed livelihood assessment (DLA) was undertaken in the 29 severely affected districts. The total response was US\$ 125.04 M, leaving a funding gap of US\$ 82.28 M, and total expenditure was US\$ 125.03 million.

Health and Nutrition - A total of 5,577,039 children were screened, and more than 134,061 children were identified as having severe acute malnutrition (SAM) and 461,650 with moderate acute malnutrition (MAM), and treated. 1,729,925 pregnant and lactating women were screened and 271,762 women at risk of malnutrition were admitted in the SFP. Awareness sessions on Infant Young Child Feeding (IYCF), CMAM and hygiene education were conducted for 1,180,845 mothers/caretakers of under 5 children and PLWs. By end July 2011 100% targets in Balochistan and KP had been achieved and most projects there were wound up; in Punjab and Sindh they continued to run. A total of seven nutrition surveys were conducted in the four provinces, and response plans developed. Considerable stress was placed on improving district health planning and on community-based disaster risk management. The total early recovery response was US\$ 94.00 M, leaving a final funding gap of US\$ 44.95 M, and total expenditure was US\$ 60.55 M.

Water and Sanitation - A total of 154,600 households were covered by the WatSan Group during the initial months of the early recovery phase. In the same period beneficiaries of water interventions totalled more than five million; hygiene promotion over eight million; and sanitation nearly three and a half million. The priority area of intervention was primary infrastructure, and many projects were carried out to

construct and repair facilities. Technical manuals were distributed on best practices and construction methods for such infrastructural improvements. Training of partner staff was carried out on use of the Initial Rapid Assessment (IRA) tool. The total response was US\$ 75.5 M, leaving a final funding gap of US\$ 32.56 M, and total expenditure was US\$ 62.80 M.

Education – 97% of the target 1.3 million beneficiaries were reached during the early recovery phase, including 485,479 girls and women and 809,509 boys and men. In total 407 severely damaged schools, including 79 girls’ schools, were provided with TSS/TLS, and some 48,645 children (including 18,353 girls) were studying in these. Over 414,689 children (including 172,322 girls) were supported in some 5,000 TLCs. 2,974 schools (including 964 girls’ schools) were repaired to ensure access to quality education for 428,832 children (including 152,778 girls) in KP, Balochistan, Sindh and Punjab. 15,154 PTCs/PTSMCs members (including 4,459 females) were trained in life skills, and 16,119 teachers. The total early recovery response was US\$ 190.47 M, meaning that needs were fully met (there was excess funding of US\$ 67.37 M), and total expenditure was US\$ 139.80 M.

Housing - A total of 611,229 houses/shelters were constructed during the early recovery phase. A household survey and gap analysis was conducted. Technical Guidelines for One Room Shelters (ORS) were developed and distributed. A total of 183,897 shelter units were to be supported by targeting extremely vulnerable households, with priority given to women headed households and those with a high number of women and children. Indicators and standards for the housing sector were uploaded on the Single Reporting Format (SRF), and a HSWG website was constructed. The total early recovery response was US\$ 327.00 M, leaving a final funding gap of US\$ 118.61 M, and total expenditure was US\$ 283.48 M.

Governance - Assessment of 260 damaged/destroyed public sector buildings was completed. A continuous participatory decision-making process was carried out to prioritize affected public sector offices in all four provinces. Tenders for prioritized buildings in Balochistan and KP were floated, and selection was underway. Planning and policy guidelines were framed for restoration of damaged records in the provinces. KP earmarked Districts Charsadda and Nowshera as prioritized areas for this activity. Over 1,000 one-window operations across 29 districts were established supporting over 4,000 beneficiaries in restoring their businesses and livelihoods and also providing legal aid. The total response was US\$ 8.74 million, leaving a total funding gap of US\$ 10.536 M, and total expenditure was US\$ 6.00 M.

Non-Farm Livelihoods – The focus in the NFL sector was on ensuring adequate income and employment for the flood affected population, and enabling them to return to their normal (pre-flood) non-farm livelihoods activities. This was done through micro-finance loan restructuring/repayment, provision of loans/grants, value chain analysis to identify new livelihood opportunities, restoration of micro-/small enterprises, skills enhancement, provision of tools, and social protection measures, especially for the most vulnerable. NFL indicators, policy and operational guidelines and coordination mechanisms were defined. The NFL virtual network was formed and an inventory of NFL organizations in 29 severely flood affected districts established. The total response was US\$ 22.94 million, meaning that all NFL early recovery needs were met (there was excess funding of US\$ 7.90 M), and total expenditure was US\$ 22.00 M.

Community Physical Infrastructure - A prioritized list of interventions for infrastructure restoration was agreed and monitoring and reporting indicators for each of these were developed. 3,637 community infrastructure schemes were restored, including 458 km of roads, 424 pathways and 1,440 culverts benefitting a population of 1.5 million. Infrastructure schemes also created short-term employment opportunities at local level. Cash for Work activities in May-July benefitted 0.3 million people in 1,100 villages. From August to October a total of 856 communal cash-for-work infrastructure projects were successfully completed, providing temporary employment to 48,846 HHs. Various training events were organized for partner staff. The total response was US\$ 116.99 million, meaning there were no unmet early recovery needs in the sector (there was excess funding of US\$ 19.00 M), and total expenditure was US\$ 71.58 M.

Disaster Risk Reduction - A number of training events were conducted for DRR, including 1,900 participants of community-based DRM courses as well as NGOs and local government. A handbook on CBDRM training (in Urdu) was prepared and capacity building of PDMAs was initiated. DRR Guidelines for all ER sectors along with Generic Guidelines for Mainstreaming DRR into ER were shared with stakeholders. DRM measures for floods and earthquakes were incorporated in over 63,000 transitional shelters. Groundwork was completed for the establishment of community-based Early Warning Systems. Sensitization of local communities was carried out for disaster resilient construction. The total response was US\$ 6.54 million, leaving a funding gap of US\$ 8.83 million, and total expenditure was US\$ 2.99 M.

Environment - Detailed environmental guidelines were developed (both generic and sector specific) and shared with all WGs/TGs and IPs. To promote compliance monitoring visits and a proactive sensitization campaign were conducted. A total of 2.32 million plants were planted; debris of over 50,000 buildings and 23,700 km of access roads/paths was disposed of safely; solid waste was properly disposed of in almost 1,500 sites; community and students waste cleaning campaigns were organized in about 1,301 sites. Landslides and eroding streams and rivers were treated in 346 sites/locations, providing safety to about 48,000 people. Provision of alternative and improved energy options was undertaken. The total response was US\$ 12.03 M, meaning that all prioritized early recovery needs for the sector were met (there was excess funding of US\$ 7.02 M), and total expenditure was US\$ 7.03 M.

Gender - The main thrust of the gender thematic area in the context of early recovery was to ensure that gender considerations were mainstreamed across all sectors as well as the three other thematic areas. Several gender awareness raising activities were held, and demand based gender and emergencies capacity building sessions were organized. Women desks were established in the PDMAs. Gender Tools developed included frequently asked questions (FAQ) on gender. In KP a referral directory of facilities for assistance to women in distress was compiled. A gender scan was conducted of the 124 projects in the emergency response fund, as well as a number of assessments to help design of gender responsive projects. The total response was US\$ 0.6 M, leaving a final funding gap of US\$ 4.90 M, and total expenditure was US\$ 0.05 M.

Protection - Legal and documentation assistance was provided to thousands of affected people through 25 protection advisory centers for birth registration and CNIC. Child Protection Early Recovery programs reached 351,970 of the most vulnerable children through 828 Child Protection Centres. A total of 1,714 Child Protection Committees

were formed. 7 children and women telephone help-lines were established providing information to over 2,700 children and 1,100 women. 14 Child Protection Units (CPUs) were set up within the Department of Social Welfare, as well as 157 safe spaces, 110 women friendly spaces and 15 women's facilitation centers. Legal protection of children was enhanced through advocacy and other measures. Available GBV services in 18 districts were mapped and assessed, and 470 staff from various agencies were trained on responding to GBV. GBV messages were aired on various radio channels. Mobile service units (MSU) were deployed for two months in 8 rain flood affected districts, offering obstetric care services as well as GBV screening and medical response. The total response was US\$ 38.67 M, sufficient to meet all early recovery needs in the sector (there was excess funding of US\$ 24.67 M), and total expenditure was US\$ 29.87 M.

Concluding Analysis

As seen, early recovery needs were reasonably met. In fact, education, non-farm livelihoods and community physical infrastructure sectors, and environment and protection thematic areas were overfunded. Housing, water and sanitation, agriculture and food security, health and nutrition, and governance sectors and DRR thematic area were underfunded and response in gender was extremely poor. The most impressive results were seen in education, agriculture, housing, NFL, CPI and protection. By contrast, progress in governance interventions was limited.

A common challenge faced by all sectors and thematic areas was coping with the impact of the 2011 floods. In affected areas this impeded early recovery interventions, diverted focus and resources to relief operations, and often exacerbated underlying problems. Security was a concern in parts of KP, Balochistan and FATA. Other challenges related to lack of capacity, poor coordination, difficulties in dealing with local communities (e.g. lack of awareness about issues such as GBV), and lack of funds.

The overall early recovery response was extremely encouraging: out of the total critical and prioritized ER needs of US\$ 1195.38 M, the total early recovery response was US\$ 1,018.50 M, meaning that nearly 85% of critical and prioritized needs were met. However, the distribution of the response among sectors, thematic areas and provinces was not even. While issues were also faced in the implementation of ER interventions, the early recovery phase of the 2010 Floods Disaster Response showed significant achievements.

The overall effectiveness of the early recovery response was to a large extent due to the coordination and problem solution efforts and support by the ERWGs, Sectoral Working Groups and Thematic Groups. They played a critical role in all aspects of early recovery, as reflected in the numerous meetings they held (see Annex-A). Their contribution to the early recovery response is greatly appreciated.

Introduction

In July 2010 Pakistan was hit by the worst floods – indeed, the worst natural disaster - in its history. Twenty million people across an area of over 100,000 sq. km were affected. There was widespread damage to property and infrastructure: around 1.67 million houses were destroyed/damaged, 2.2 million hectares of standing crops destroyed and so on.

In response the Government of Pakistan, provincial and local governments – supported by national and international humanitarian organisations - undertook a massive relief operation, aimed at meeting the immediate needs of the affected population: medical treatment, food, water, shelter. The Relief Phase ended on 31 January 2011, with the exception of residual relief in five districts of Sindh and Balochistan, which subsequently came to an end on 15 April 2011.

The National Disaster Management Authority (NDMA) – in collaboration with the UN and other development partners – prepared a Strategic Early Recovery Action Plan (SERAP), finalized by April 2011. This covered eight key sectors and addressed four cross-cutting themes: protection, gender, the environment and disaster risk reduction. For each sector/thematic area, the Plan identified overall early recovery (ER) needs, the response as of April 2011, strategic gap and ER strategy. It was based on a Mapping and Gap Analysis carried out by each of the Sector/Thematic Working Groups. The SERAP focused exclusively on early recovery and totally precluded any activities related to relief, or to reconstruction or longer-term development. It was prepared for a timeframe for completion of end 2011.

This report details the progress in the early recovery of the Floods 2010 Response, covering both ER activities carried out prior to SERAP formulation and those since, up to 31 December 2011. Achievements are given in terms of the eight key sectors and four cross-cutting themes. The report also highlights the challenges faced during implementation, and how these were addressed.

PART A: Sectors

1. Agriculture and Food Security

a) Early Recovery Gap Analysis

The gap analysis for agriculture identified 3.087 million households requiring US\$ 473 million for full-fledged early recovery, including 0.433 million households in urgent need of support, requiring US\$ 79 million. With regard to food security, the total target population was 2.769 million, with a funding requirement of US\$ 88.9 million. Of these, 1.034 million were still to be served at the onset of the SERAP, with a total prioritized funding requirement of US\$ 26.2 million.

b) Achievements

Assistance to Priority HH - During the early recovery phase, the Agriculture and Food Security Working Group (A&FS WG) reached a total of 442,233 households, exceeding the target of 433,417 priority households by 8,816 households. However, while countrywide the overall target was exceeded, in Sindh there was a significant gap of approx. 106,600 households. Early recovery assistance in Sindh was compromised by the floods in 2011, which led many organizations present in the province to divert the scope of operations from early recovery to relief assistance.

Table 1: Agriculture and Food Support in Early Recovery Phase

Province/Region	Target and Prioritized Households for Early Recovery	Priority HHs Provided ER Support	Gaps/Excess
Khyber Pakhtunkhwa	102,809	100,776	-2,033 (gap)
Sindh	198,329	91,714	-106,615 (gap)
Punjab	116,407	165,416	+49,009 (excess)
Balochistan	15,872	84,327	+68,455 (excess)
Nationwide	433,417	442,233	+8,816 (excess)

The breakdown of the above assistance is as follows:

a) *Agriculture inputs* - were distributed to approximately 153,000 households. The distributed packages mostly included wheat, sunflower and vegetable packages for the Rabi season while sugar cane, cotton, and rice packages for the Kharif season. The provision of seeds was complemented with the provision of Urea, DAP and other fertilizers in agricultural packages.

b) *Livestock support* - was provided to approximately 65,500 households through different livestock interventions including restocking of large and small ruminants, distribution of feed and fodder seeds, de-wormers and health supplements.

c) *Cash for work* - interventions were able to benefit approximately 203,300 households through CFW programmes involving rehabilitation of irrigation channels, land, markets roads and other agricultural productive infrastructure while 20,433 households were also supported through voucher programmes.

Food Security – Specialized nutritional products were provided to treat the moderately malnourished, reaching a total of 400,000 women and children (May-July). To achieve this in the most cost-effective manner the SWG invested in the local development and production of these. To get children back into formal education, and thereby prevent the floods pushing people deeper into poverty, food was provided to students during the school day and take-home rations for their entire family. Food security interventions benefitted a total population of 2.44 million at a cost of US\$ 41.7 million (May-Jul). A Protection Checklist was developed for Food Security in collaboration with the Protection Thematic Group, after vulnerable populations reportedly faced difficulties in receiving and accessing food items. The checklist also addressed concerns that beneficiary selection was not always carried out using independent needs-based approaches and that this often excluded some of the most vulnerable.

Rabi Guidelines - Guidelines for *Rabi* and *Kharif* crops, Agriculture Early Recovery Strategy, Gap Analysis for the Agriculture Sector and a Contingency Plan for 2011 Monsoon season were developed and shared with the concerned stakeholders. These provided strategic guidance to donors and NGOs for planning and implementation of agriculture-related interventions during the 2011-12 *Rabi* planting season.

Detailed Livelihood Assessment - In April 2011 the Agriculture & Food Security and Non-Farm Livelihood SWGs agreed to undertake a detailed livelihood assessment (DLA) in the 29 severely affected districts of Pakistan. Data collection was completed in the last week of July 2011. A series of consultative workshops were organized in Islamabad as well as at provincial level, where preliminary results and findings of the Detailed Livelihood Assessment (DLA) were discussed. A presentation on the DLA was made before the Gender Thematic Group on 5 October. Household data was presented with a particular focus on female-headed households. A key finding was that women were disadvantaged in terms of assets before the floods and that they have received less assistance and recovered less as well. Focus group discussions centered around labor issues, livestock diseases, decrease in poultry production and overall reduction in chances for home-based work. The DLA was finalized and released on 5 February, 2011.

Working Group - The Agriculture and Food Security Working Group (A&FS WG) was formed in February 2011, upon commencement of the Early Recovery phase for the 2010 floods. Until August 2011, the working group operated in all provinces and on a national level but in the aftermath of the 2011 floods, the A&FS WG focused on early recovery interventions in KP and Punjab while a Food Security Cluster was activated in Sindh and Balochistan to coordinate the relief activities for the 2011 flood response. In FATA, an Agriculture Cluster is active for the on-going IDP crisis and its members adhere to the FATA Early Recovery Assistance Framework and the Conflict Humanitarian Strategic Framework.

Given the importance of continued capacity building in the working group, several training sessions were organized on cross-cutting issues of gender and nutrition that had particular significance in the agriculture sector. Several trainings to facilitate NGOs to use the Single Reporting Format (SRF) were also organized at federal and provincial levels while technical support to A&FS members was continuously offered by the FAO Information Management team.

SUCCESS STORY: *Kot Gollan Village, Tank District of Khyber Pakhtunkhwa*

The Tank Zam waterway is located in Tank in KP, the worst affected district in the 2010 floods. One of the three branches of the Tank Zam waterway is known as Nara Zam (water channel) in the local language and is the only source of irrigation water to the nearby village of Kot Gollan. Due to the local topography, the Nara Zam water channel can generate floods even during normal storms in the surrounding hills.

The head diversion structure on Nara Zam water channel (known as Khula in the local language) supplies irrigation water to approximately 1,375 acres of agriculture land of the village. This cannot be maintained adequately even under normal conditions as the diversion structure is earthen and requires frequent repairs. The availability of water for irrigation is one of the critical problems facing the community for the cultivation of crops as well as for routine irrigation.

According to the community, it would cost them a relatively small amount to build an earthen protection bund each time to divert Tank Zam

water to the Nara Zam water channel. For the last thirty five years, the community had been seeking the support of government officials and various stakeholders for the rehabilitation of the water supply system, but their requests were not met.

During FAO's feasibility visit to the area, the communities requested the construction of a cemented diversion structure. After recommendations from technical field staff, and with the support of USAID, FAO was able to initiate and complete the lining and rehabilitation work of the Nara Zam water channel. The rehabilitated water channel enabled the irrigation of agricultural lands up to 8 to 10 km downstream. The command area directly benefits around 8,500 people. Local farmers say that the increased availability of water will now allow cultivation of various crops including sugarcane, maize, livestock fodder and vegetables - rather than just wheat and chickpea (gram).

The provision of reliable irrigation water has improved the socio-economic conditions of some 1,150 to 1,200 families in the village. The farmers are now able to save money, enabling purchase of sufficient fodder for their livestock. The women in the community are also enjoying availability of ample water for kitchen gardening and improved livelihoods.



c) Challenges

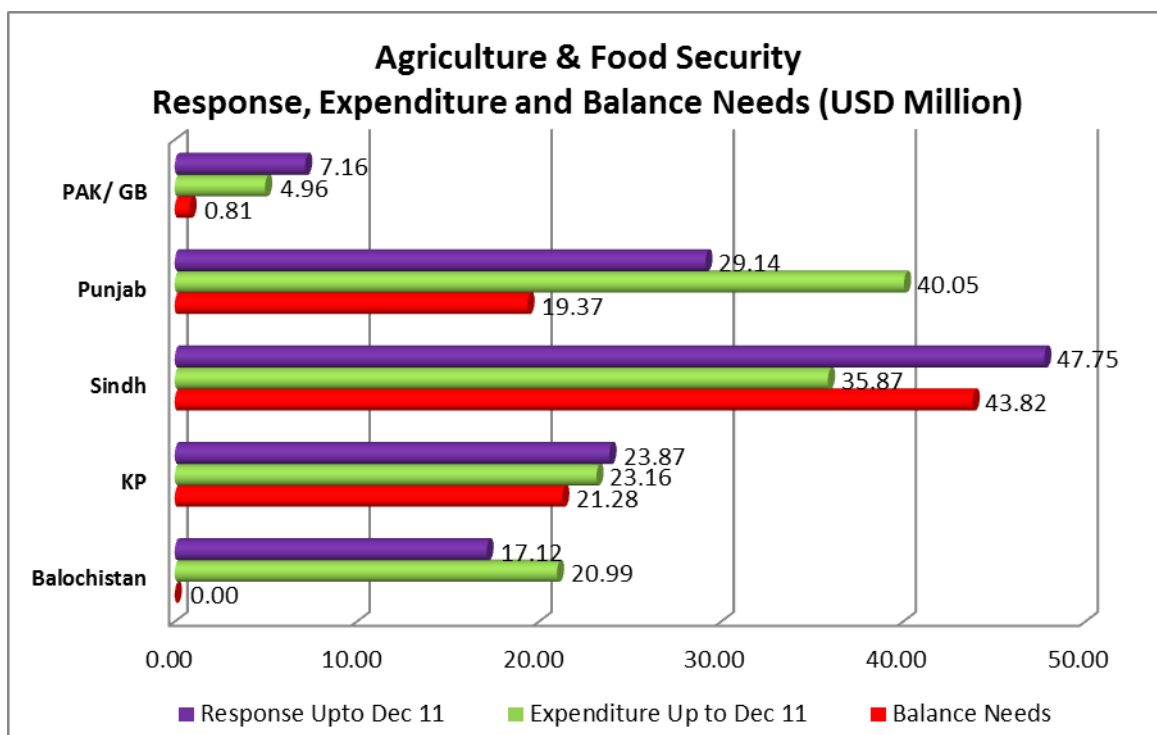
Security concerns impacted mobility in KP and Balochistan. Filling funding gaps for the agriculture sector was a second challenge, as was providing accurate financial information to UNDP and the NDMA. The main reason for the latter was the non-availability of financial data due to the lack of a financial tracking system.

Both Sindh and Balochistan were affected by monsoon floods in 2011, at a time when the early recovery phase of the 2010 floods response was underway, and cluster members were implementing rehabilitation projects to restore livelihoods among the flood affected population of 2010. The 2011 floods compromised early recovery interventions in some areas of Sindh and Balochistan, as organizations dealt with the new floods emergency.

d) Financial Summary

The graph below summarizes the financial situation for the agriculture and food security sector over the early recovery phase. The total response was US\$ 125.04 M, leaving a final funding gap of US\$ 82.28 M, and total expenditure was US\$ 125.03 M. In Balochistan the response exceeded needs by US\$ 3.00 M (shown as 0 in the graph).

Fig. 4: Agriculture and Food Security Response, Expenditure and Balance Needs



2. Health and Nutrition

a) Early Recovery Gap Analysis

For the health and nutrition sector, the SWG prioritized nutrition interventions targeting the most vulnerable over restoration of physical infrastructure. This choice was prompted by resource constraints and the tight timeframe for the early recovery phase of end December 2011. The estimated number of people in need of critical support was estimated as 12.81 million, with a funding requirement of US\$ 138.9 million. Of these 4.957 million beneficiaries had been assisted by the time of SERAP formulation, with 7.853 million still in need (for which the total funding requirement was US\$ 63.250 million).

b) Achievements

The following progress was made in early recovery activities in the health and nutrition sector:

Early Recovery Planning - A total of 7 nutrition surveys were conducted between October 2010 and January 2011 in KP (2), Sindh (2), Punjab (2) and Balochistan (1). Based on the findings, response plans were developed, led by the Departments of Health, to facilitate mitigation for nutrition deterioration on longer term basis. The reports were completed for Balochistan and Punjab, and were in process (as of end 2011) for KP and Sindh. WHO supported the health sector to develop a comprehensive health early recovery plan, after taking inputs from all the provincial health authorities, regional offices and health sector implementing partners, and focusing on 29 priority districts across Pakistan.

District Health Planning - This was a major focus of early recovery interventions. District Health Planning (DHP) and Management support were identified as weak areas in the extensive provincial consultations undertaken in the post-flood scenario with particular reference to devolution in the wake of the 18th Constitutional Amendment. A workshop on "Use of Information for DHP" was conducted on 23 June 2011 in Rawalpindi. Basic analysis of the available 3-year Rolling District Plans was carried out. A specific DHP work plan was developed which included a national survey on the implementation status of DHPs; review and revision of roles and responsibilities of District Health Management Team (DHMT); development of guidelines for DHPs; design of a training module for District Health Planning and Evaluation; and district capacity building training workshops.

Nutrition Working Group - The Nutrition Sub-Working Group forged partnerships with local and international NGOs to implement the Supplementary Feeding Program (SFP) and Outpatient Therapeutic Program (OTP) along with Stabilization Centers (SC). A total of 5,577,039 children were screened, and more than 134,061 children were identified as having severe acute malnutrition (SAM) and 461,650 with moderate acute malnutrition (MAM). The former were registered and treated under the OTP, and the latter under the SFP. In addition, 1,729,925 pregnant and lactating women were screened and 271,762 women at risk of malnutrition were admitted in the Supplementary Feeding Program (SFP).

Table 2: Nutrition Interventions during Early Recovery Phase

Nutrition: March-December 2011							
Province	No. of sites (OTP and SC)	No. of Children Screened	Total Number of children in OTP/SC	No of SFP site	No of SFP admission Children	No of PLWs screened	No of PLWs admitted in SFP
Balochistan	0	63,726	7,696	0	21,613	99,722	25,257
KP	29	1,062,678	12,271	29	63,827	375,998	34,222
Punjab	203	2,125,176	76,008	202	248,506	677,904	137,503
Sindh	453	2,325,459	38,086	453	127,704	573,301	74,780
Total	685	5,577,039	134,061	684	461,650	1,726,925	271,762

From February to December 2011 community outreach workers/social mobilizers and health educators conducted awareness sessions on Infant Young Child Feeding (IYCF), Community-based Management of Acute Malnutrition (CMAM) and hygiene education for a total of 1,180,845 mothers/caretakers of under 5 children and PLWs in IDP camps, host communities and areas of return of KP and FATA.

By end July 2011 100% targets in Balochistan and KP had been achieved, and most of the projects were wound up there (though some resumed in Balochistan in October); in Punjab and Sindh they continued to run. The overall cure rate among beneficiaries in nutrition interventions met the sphere standards of 75% cured. The number of CMAM sites opened in response to the 2010 floods reached a maximum of 887 during 2011. By December 2011, 342 OTP and SFP sites and 37 Stabilization centers under the CMAM programme were still functional.

Community-Based Disaster Response Management - Attention was drawn to the crucial role that the community-based health workforce could play in all phases of a crisis (both emergencies and disasters). This led to the development of a CBDRM Manual for community health workers. A senior level consultant was hired to design and test the Manual. The first draft of the CBDRM Manual was developed and reviewed. WHO has since developed a comprehensive, session by session framework for the manual. This will be used to guide the consultant on completing the draft so that it is ready for national and provincial stakeholder review.

Nutrition Information System - The Nutrition Information System (NIS) v2.0 was launched, which is more user-friendly, and all the partners were given training on this. This led to a significant improvement in partner reporting. Nutrition working group meetings were held regularly in all provinces and at federal level to discuss on-ground problems, achievements and policy. UNICEF HQ conducted an evaluation of the Nutrition Sub-SWG.

SUCCESS STORY: ‘Restored to Health’

Allah Ditta was born at the beginning of the year to Fayyaz, a local labourer. Due to poor economic conditions the family could not afford a good diet. At four months Allah Ditta’s weight was 2.8 kg. He was barely gasping for breath when his parents brought him to the Stabilization Center for help. Allah Ditta was suffering from SAM, and had acute watery diarrhoea, UTI and fever. His mother reported that two of his brothers and one sister had died of a disease called *Sooka* (local term for Protein Energy Malnutrition). He was also in the terminal stage (gaspings) when the child reached the SC. The patient was assessed by the Medical Officer and was referred for Nutrition Therapy to SC MZG. The patient was received in shock due to hypoglycaemia, 10% sugar was offered to overcome this. The child was treated for SAM according to UNICEF and WHO SOPs for SAM medically complicated children. Since the child was less than 6 months old, F-75 along with ReSoMal was offered and he was later kept on F-100. The mother of the child was counselled on breastfeeding, and started to do so. Continued follow ups to SC and on OTP protocol was carried out for Allah Ditta and he was then shifted to the SFP program for continued nutritional therapy. His parents are very happy to not lose this child as they did his siblings.

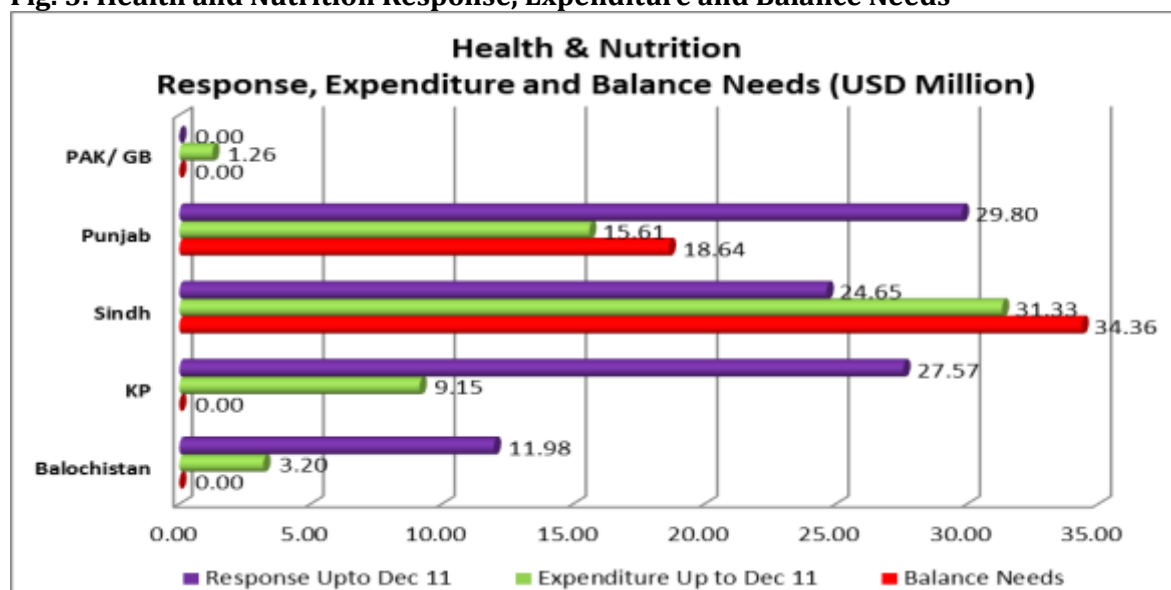
c) Challenges

Lack of adequate funding was a major challenge in health and nutrition early recovery interventions. There were also delays in data collection due to the 2011 floods, and in the case of Punjab provincial interaction was held up due to the dengue epidemic. DHIS and DHP workshops in the province were postponed for the same reason. Finally, there was low participation in consultation meetings on development of the CBDRM manual. The initial draft of the manual did not meet the level of technical accuracy or scope expected by WHO. In response, WHO developed a clear and comprehensive framework for the training materials, covering scope, delivery and content.

d) Financial Summary

The figure below summarizes the financial situation for the health sector during the early recovery phase. The total early recovery response was US\$ 94.00 M, leaving a final funding gap of US\$ 44.95 M, and total expenditure was US\$ 60.55M. In the case of Balochistan and KP there was excess funding of US\$ 2.00 M and US\$ 6.05 respectively (shown as 0 in the chart).

Fig. 5: Health and Nutrition Response, Expenditure and Balance Needs



3. Water and Sanitation

a) Early Recovery Gap Analysis

An estimated total 800,000 households were in need of early recovery WatSan services. 154,600 households had been served by the time of SERAP formulation, leaving a balance of 645,400 households. Of these, the prioritised target for provision of safe drinking water, excreta disposal and other water, sanitation and hygiene related services was 205,900 households, with a funding requirement of US\$106.4 million. Integration of sanitation into other sectors' activities would need to provide assistance to the balance 439,500 households.

b) Achievements

Significant progress was made in early recovery activities in the WatSan Sector:

Water, Sanitation and Hygiene Interventions - A total of 154,600 households were covered by the WatSan Group during the initial months of the early recovery phase: 25,000 in Balochistan, 10,000 in KP, 49,200 in Sindh and 70,400 in Punjab. In the same period beneficiaries of water interventions totalled more than five million; hygiene promotion over eight million; and sanitation nearly three and a half million. In the following three months (Aug-Oct) in KP, 6,374 female hygiene kits were distributed. A total of 2,179 hand pumps were installed and 7,920 repaired; 12,685 flush/pour latrines were installed and 2,667 drinking water supply schemes rehabilitated. In Punjab, 89 water supply schemes were rehabilitated; 3,074 hand pumps installed; 675 water storage tanks with a capacity of over 17.3 million gallons disinfected and 12,364 latrines installed. 624 villages were declared open defecation free (ODF) and 561 operators of water supply schemes trained in chlorination techniques. Due to the fresh 2011 floods in Sindh, ER activities virtually stopped and the focus there shifted to relief activities. Global Hand-washing Day was marked in October 2011.

Technical Manuals - As agreed with the government, the priority area of intervention was primary infrastructure, and many projects were carried out to construct and repair facilities. The SWG shared technical manuals on best practices and construction methods for such infrastructural improvements, particularly a new manual on latrine design and construction provided by UN-HABITAT.

Initial Rapid Assessment and Capacity Building - Staff of partners working in the field were trained on use of the Initial Rapid Assessment (IRA) tool at Dera Allah Yar, District Jaffarabad. A roster of focal persons of WASH partners trained in use of the IRA tool was developed. The roster members were part of teams who conducted rapid assessments in the 2011 monsoon emergency. A one day training session for WASH SWG partners on Single Reporting Format (SRF) was organized with the support and collaboration of UNICEF, UNOCHA & IMMAP. UNICEF also organized a 4-day capacity building workshop (2 days each on Proposal Writing and Social Mobilization) for WASH partners from 22-25 August 2011. 3 ERF projects of BRDS, PIDS and PEACE Balochistan were completed in the ER districts.

District Action Plan - A District Action Plan for Balochistan was finalized by prioritizing UCs (worst affected & high risk polio) and WASH activities, with the support of PHED

and partners. This was shared with the National WatSan Sector for resource mobilization.

SUCCESS STORY: Latrine Construction in Village Ghala Dher, Pir Sabaq

Janwari Bibi, r/o village Ghala Dher, UC Pir Sabaq, is responsible for her five daughters, two sons and mentally disturbed husband. Janwari and her elder daughter work as domestic maids to support the family which is living in a ‘hand to mouth’ condition. Janwari related that earlier they had no latrines in their house due to financial constraints, and they would defecate in the open and throw the faeces in the nearby solid waste heap in front of the house. This was quite uncomfortable because her daughters were young Janwari was always thinking of their safety.

“When I was informed about women meeting in the village I initially thought they would provide something like household items or any other help. We were informed about our health and hygiene which we never heard before and had not assigned it importance. But when I realized that open defecation is such a big hazard to our health I was a little concerned and I thought when we use our hands to throw it on a solid waste place we were so vulnerable to so many diseases. We decided in the meeting that we would construct latrines as per shared design which was very easy and cost effective. We were told to use ash in that latrine rather than water and to place it at a suitable distance from a dug well or water place and to always cover the hole of that latrine with something like wood to avoid flies and bad smells.

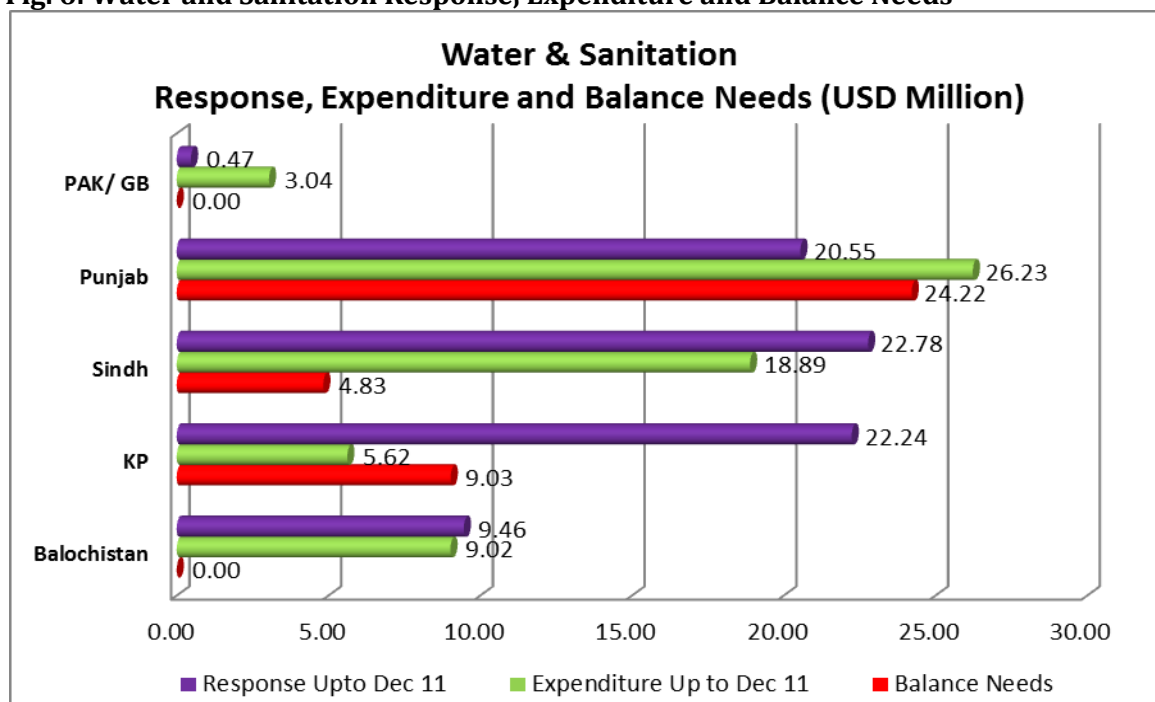
“Now, I am very satisfied, at least I have privacy and safety from so many diseases. We were also informed and are now convinced that diseases which cause so many financial problems for us can be further reduced by washing hands with soap after defecation or before cooking meals.”

c) Challenges

The main challenges in the WatSan sector related to mobilizing funds to reach the prioritized 205,900 households, and advocating with other sectors to meet their respective commitments to reach the total ER target for WatSan services.

d) Financial Summary

Fig. 6: Water and Sanitation Response, Expenditure and Balance Needs



The figure on the previous page summarizes the financial situation for the water and sanitation sector over the early recovery phase. The total response was US\$ 75.5 M, leaving a final funding gap of US\$ 32.56 M, and total expenditure was US\$ 62.80 M. In Balochistan there was excess funding of US\$ 5.05 M, and in PAK/GB of US\$ 0.47 M (shown as 0 in the chart).

4. Education

a) Early Recovery Gap Analysis

The early recovery gap analysis for education identified 1.3 million children, women and men in need of early recovery support, with a total funding requirement of US\$ 123 million. Of these, 0.53 million had been served at the time of SERAP development, leaving an aggregate number of intended beneficiaries of 0.757 million for which a total of US\$ 38.103 million was required.

b) Achievements

During the early recovery phase, up to end December 2011, the Education Sector Working Group (ESWG) reached 97% of the target 1.3 million beneficiaries, including 485,479 girls and women and 809,509 boys and men, enabling them to access safe learning environments. Specific achievements are as follows:

Transitional School Structures - By end December 2011, 22 severely damaged schools were provided with Transitional School Structures (TSS). In total 407 severely damaged schools, including 79 girls' schools, were provided with TSS/TLS, and some 48,645 children (including 18,353 girls) were studying in these in Punjab, Sindh, Balochistan and KP.

Temporary Learning Centres - Over 414,689 children (including 172,322 girls) were supported in some 5,000 TLCs established to ensure the continuation of education post-2010 floods across Pakistan.

Infrastructure Repair - 2,974 schools (including 964 girls' schools) were repaired to ensure access to quality education for 428,832 children (including 152,778 girls) in KP, Balochistan, Sindh and Punjab.

Capacity Building - 298 cluster members (including 94 females) were trained on INEE Minimum Standards for Education in Sindh, Punjab, KP and Balochistan.

Life skills of 15,154 PTCs/PTSMCs members (including 4,459 females) were enhanced through orientation sessions on their roles and responsibilities as part of school-based management. By the end of the reporting period 16,119 teachers (including 5,140 females) had been trained by Education ESWG partners under capacity building activities across Pakistan.

The provincial breakdown of education early recovery achievements is as follows:

Balochistan: A total of 2,099 teachers (including 528 females) were trained. Some 23 females and 40 males were trained on INEE minimum standards of Education in Emergencies. In total 302 schools were facilitated in terms of minor repair/rehabilitation. TSS were provided to 23 severely damaged schools (UNICEF 2, IDO 15 and Taraqee Foundation 6). Out of 22 TSS planned by UNICEF, work was near to completion on 6 sites, and was underway on the others. By the end of the reporting period a total of 139,046 children and adults (including 38,814 girls/females) had been reached.

Punjab: A total of 477,095 beneficiaries (including 199,285 girls/females) were reached during the reporting period. The total number of TSS/TLCS completed was 85, compared to the target need of 292 in the province. The total number of flood affected schools that were rehabilitated was 1,497 (including 673 girls' schools). A total of 4,300 teachers (including 45% female teachers) were trained.

Sindh: The total number of schools rehabilitated in Sindh during the reporting period was 1,112, and the total number of TSS/TLCS established in affected districts was 279 (HANDS 150, Save the Children 89, KOHSAR 20, IRC 6, UNICEF 14). Construction work on a further 36 TSS had been initiated by UNICEF, and was expected to be completed by the end of January 2012. A total of 8,169 teachers (including 1,931 females) were trained in various areas including psychosocial support and DRR. More than 170,000 children (45% girls) benefited through the establishment of approximately 3,000 TLCs since the ER response started. In total 484,782 children and adults (including 166,575 girls/women) were reached through Education Early Recovery response.

Khyber Pakhtunkhwa/FATA: A total of some 158,576 children and adults (including 64,948 girls/females) were assisted through various activities since the education early recovery response started. Education cluster members reported rehabilitation of 63 schools (IRC 20, UNESCO 29, Hujra 4, PRDS 10). 199 TLCs were established by partners (UNICEF 93, SC 10, URDO 50, PRDS 20, NIDA 10, Read Foundation 16). Educational support to 26,472 children (including 11,983 girls) was ensured. ESWG partners provided educational supplies to 123,627 children in flood affected schools. A total of 14,420 children (including 5,768 girls) from 93 schools were studying with UNICEF support: 70 schools under tents were reopened in Shangla and Swat while 23 other schools were conducting learning activities in rented buildings.

This information is summarized in the table below:

Table 3: Education Sector Early Recovery Achievements

Province/ Region	Unit	Achievements till Dec. 2011	Remaining Prioritized Needs	Planned by Various Organizations
Balochistan	Children and Teacher s	139,046	0	-
	Provision of TSS to fully damaged schools	2	121	22
	School Rehabilitation	226	169	52
	Teachers Training	1866	0	457
	PTC members Training	592	0	-
KP	Children and Teachers	158,650	16,070	
	Provision of TSS to fully damaged schools	35		-
	School Rehabilitation	66	907	-
	Teachers Training	597	2,480	-
	PTC members Training	1362	5,934	-
Sindh	Children and Teachers	484,782	66,228	
	Provision of TSS to fully damaged schools	279	711	95
	School Rehabilitation	1112	711	326
	Teachers Training	8169	985	-
	PTC members Training	4686	11,694	-

Punjab	Children and Teachers	477,095	-	-
	Provision of TSS to fully damaged schools	85	207	-
	School Rehabilitation	1497	541	10
	Teachers Training	4300	205	-
	PTC members Training	5863		-
PAK/ GB	Children and Teachers	35,415	17,929	-
	Provision of TSS to fully damaged schools		29	-
	School Rehabilitation		14	-
	Teachers Training		34	-
	PTC members Training		215	-

SUCCESS STORY: 'My Dream Came True'

My name is Naseer Ahmad and I am 7 years old. I have two brothers and one sister. My father is a poor farmer and we belong to a very poor family of Basti Sojal, which is situated on the Island of Taunsa. During the 2010 floods my family and I faced horrible circumstances. Our house, cattle and school were swept away. In the flood emergency the government of Pakistan and social development organizations helped our people with food, shelter, health and livelihood. During relief activities a UNICEF team visited our village and organized meetings with the community for shelter school establishment. They assured us that they would establish a shelter school in our area and provide all education supplies. I was very excited as there was no education opportunity in my area. I was glad to hear this because my dream of getting an education was going to come true. On their next visit the Sudhaar (NGO) team along with the education department conducted a final meeting with our community for selection of the shelter school site. Our community donated a site for the shelter school in January 2011 and Sudhaar NGO, with the support of UNICEF, established the shelter school and provided us all education supplies. We all were very excited to receive school bags, notebooks and other related material. In this way I have started my education with keen interest, and with the passage of time I have learnt a lot. My parents are happy and they are also committed to send me to the city for higher study. I am very hopeful for my bright future. I am committed to the completion of my education. I will become a teacher and serve my poor community as well. I am very thankful to Sudhaar and UNICEF who gave me the opportunity to get an education and find a way forward.



c) Challenges

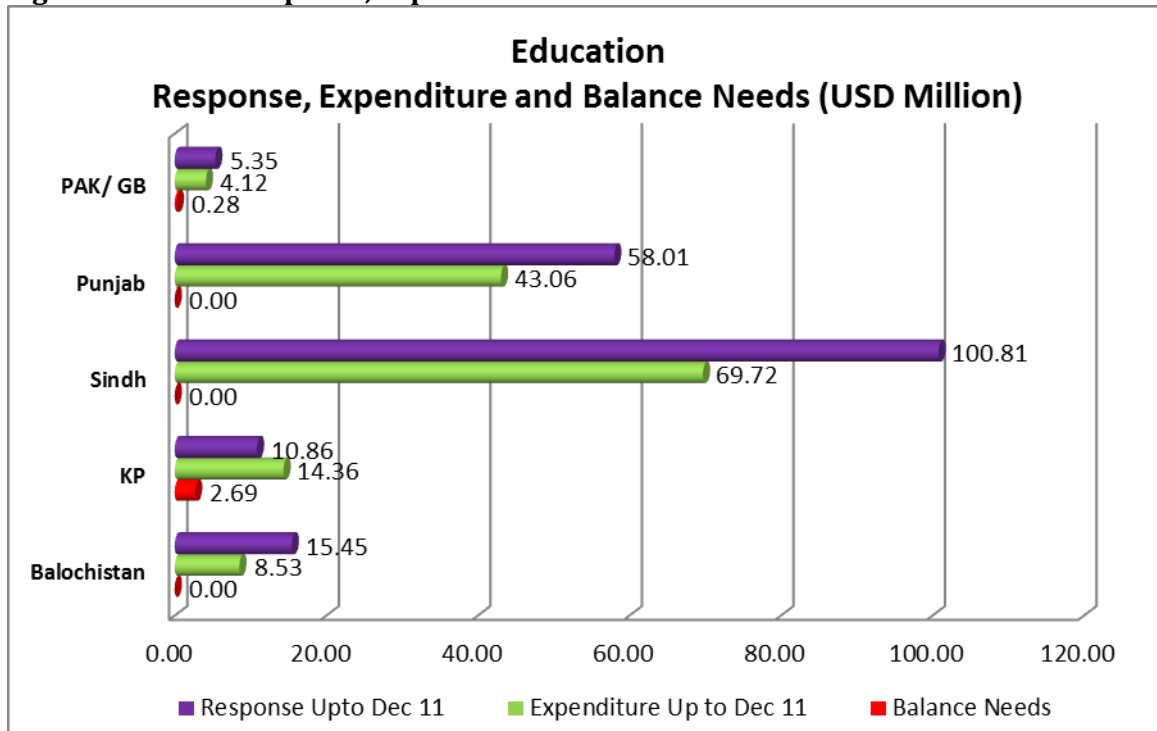
There was slow progress in the implementation of projects involving construction components. Moreover, gaps persist in school rehabilitation and TSS which need to be addressed, particularly in severely affected districts. Floods in 2011 caused damage in a number of districts that had been hit by the 2010 floods. The new flood disaster made it difficult to mobilize new funds for the 2010 flood response. Finally, SRF compliance remained a challenge even after rigorous follow-up.

d) Financial Summary

The graph on the next page summarizes the financial situation for the education sector over the early recovery phase up to 31 December 2011. The total early recovery

response was US\$ 190.47 M, meaning that needs were fully met. There was excess funding in Balochistan of US\$ 0.88 M, in Sindh of US\$ 52.57 M and in Punjab of US\$ 16.90 M. Total expenditure in the sector was US\$ 139.80 M.

Fig. 7: Education Response, Expenditure and Balance Needs



5. Housing

a) Early Recovery Gap Analysis

While the 2010 floods damaged some 1.67 million houses across 65 districts of the country, the early recovery effort focused on 827,380 destroyed houses (DH). The total funding requirement for this was US\$ 636 million. At the time of SERAP formulation, 351,980 houses/shelters had been provided, leaving a prioritized target of 227,050 houses with a funding requirement of US\$ 175 million.

b) Achievements

During the early recovery phase up to end December 2011, significant progress was made in the housing sector:

Housing - A total of 422,063 houses/shelters had been constructed up to July in the flood affected areas, and a further 181,542 one-room shelters (ORS) had been completed as of end October 2011. During November and December 2011 7,624 houses/shelters were completed, taking the total during the early recovery phase up to end December 2011 to 611,229 houses/shelters.

Table 4: Housing/Shelter Construction over Early Recovery Phase

Province / Region	Damaged/ Destroyed Houses	No. of Houses / Shelters completed by July (ORS+TS+SR)	No. of prioritized ORS	No. of ORS Completed up to October 2011	ORS completed during Nov-Dec 2011*	Expenditure USD during Nov-Dec 2011
Balochistan	59,484	113,204	11,500	21,651	*(4406)	(3,767,130)
KP	116,866	34,312	18,572	24,105	2,895	2,721,300
Punjab	301,211	93,615	111,736	51,704	5,163	4,853,220
Sindh	346,942	180,628	85,242	83,774	3,818	3,588,920
PAK/GB	2,877	304		308	154	144,760
Total	827,380	422,063	227,050	181,542	7,624	7,541,070

*Data for Balochistan has been corrected in accordance with the latest figures provided by the Housing SWG.

Housing Survey and Gap Analysis - A household survey of the flood affected people found enormous shelter needs, with 42% of the surveyed people reporting that their houses had been completely destroyed by the floods and 27% expressing fear that they may have lost the land that their house was built on. A gap analysis was undertaken and strategy defined. The gap analysis was updated in July to take into account price rises and so on. Mechanisms to avoid



overlapping and duplication were established. Collaboration was established with the Protection TG on housing, land and property right issues.

Technical Guidance - UN-HABITAT Technical Guidelines for One Room Shelters (ORS), duly endorsed by NESPAK, and posters were developed and distributed. The Housing SWG assisted the affected population in their efforts for self-recovery of shelters by supporting them to construct disaster-resistant shelters. The shelter design(s) were adapted as per local culture and technology and took into account the privacy needs of women.

Vulnerable Households - A total of 183,897 shelter units were to be supported by targeting extremely vulnerable households. Extremely vulnerable households unable to contribute labor or material due to gender, health or age constraints were provided full subsidies for construction of one room shelters. Women headed households and households with a high number of women and children were considered priority among the extremely vulnerable households.

Working Group - The Housing SWG is co-chaired by NDMA and UN-HABITAT. HSWG held 23 meetings in Islamabad, Balochistan, KP, Sindh and Punjab between May and July 2011, and 71 district level coordination meetings to follow up on housing sector ER interventions. Indicators and standards for the housing sector were uploaded on the Single Reporting Format (SRF), and a HSWG website was constructed.

SUCCESS STORY:

Bakht Meena and her husband have 9 children. When the floods hit their village in July 2010, she and her family fled their house and started living on the Peshawar Motorway. They returned to their village when the water receded, only to find their house completely damaged. Her husband and her 18 year old son participated in the building of their shelter, and they learned construction techniques from available guidelines and through the master masons. In June 2011 they were living in a tent while the construction of their shelter was on-going.



Four months later, Bakht Meena and her family could be found smiling in their new shelter. They are extremely happy that they can sleep peacefully inside a sturdy shelter, which withstood the heavy rains during the monsoon season of 2011 and will continue to provide a roof over their heads.

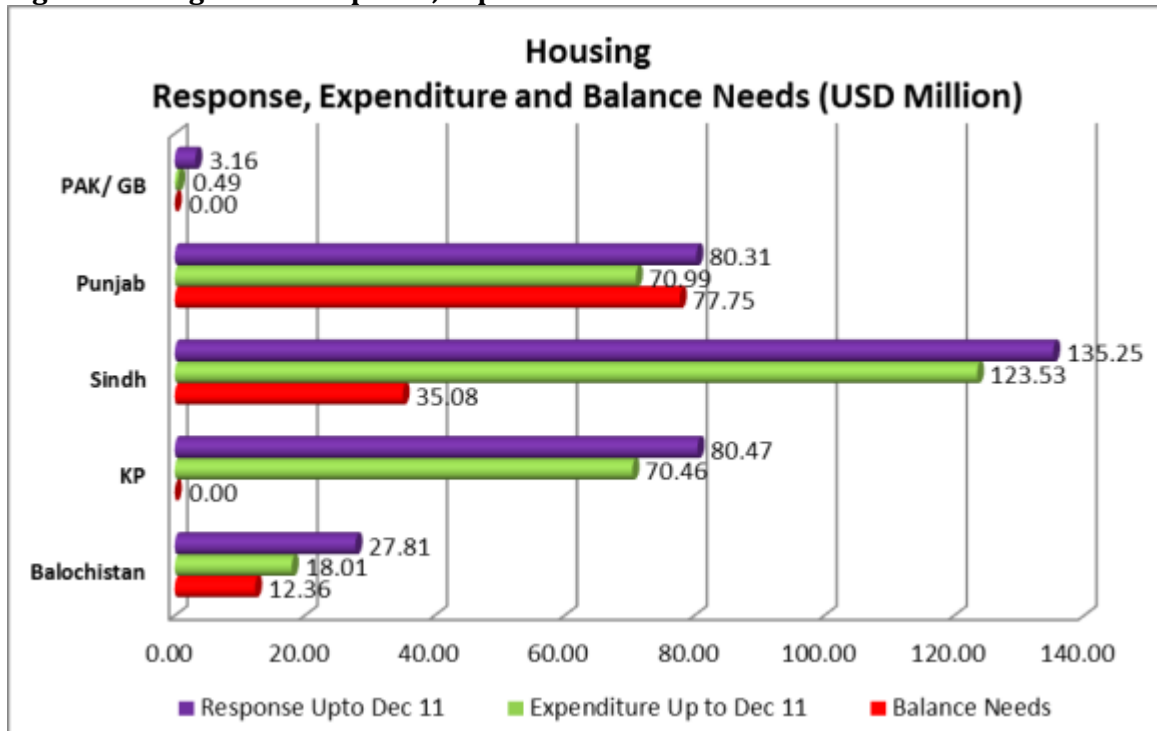
c) Challenges

Challenges faced in the housing sector early recovery interventions related to: availability of skilled labour, especially in the harvest season; availability of materials (bricks) and price hikes; adverse weather conditions and the security situation. Further challenges were posed by agencies that were active in the emergency phase being less responsive to Early Recovery Coordination (lack of data, etc). Finally, there was considerable disparity in the response in KP: Swat and Charsadda were over-covered while D.I. Khan was neglected.

d) Financial Summary

The chart below summarizes the financial situation for the housing sector over the early recovery phase. The total early recovery response was US\$ 327.00 M, leaving a final funding gap of US\$ 118.61 M. Total expenditure in the sector was US\$ 283.48 M. There was excess funding of US\$ 6.58 M in KP (shown as 0 in the chart).

Fig. 8: Housing Sector Response, Expenditure and Balance Needs



6. Governance

a) Early Recovery Gap Analysis

The total early recovery need for the governance sector was estimated as US\$ 19.276 million. At the time of SERAP formulation, US\$ 8.740 million of this was being provided by the European Commission, leaving a funding gap of US\$ 10.536 million. This was to cover the reconstruction/repair of 1,165 government buildings as well as restoration of records and provision of office and other furniture and equipment.

b) Achievements

During the early recovery phase up to end December 2011 the following progress was made in early recovery activities in the governance sector:

Assessment and Prioritization - Assessment of 260 damaged/destroyed public sector buildings was completed. These comprised 23 buildings in Balochistan, 52 in KP, 65 in Sindh and 120 in Punjab. A continuous participatory decision-making process was carried out to prioritize affected public sector offices in all four provinces. PDMA Punjab and PDMA Sindh hosted multiple meetings to get input from district governments and promote coordination with provincial departments. Issues of process of selection of buildings, allocation of resources and consultations with the district governments were explained and all stakeholders expressed their points of view. After all the consultations, the prioritization process was completed and lists of prioritized buildings were handed over to UNDP. Table 5 gives a summary of governance sector contracts awarded in KP and Punjab.

Table 5: Governance Sector Contracts in KP and Punjab

District	No. of Buildings	Cost
Dera Ismail Khan	10	1.04
Shangla	3	0.03
Kohistan	1	0.02
Lower Dir	5	0.08
Nowshera	7	0.21
Rahim Yar Khan	6	0.33
Mianwali	3	0.16
Total	35	1.854

The same procedure was to be followed in the case of Balochistan and Sindh. Donors also visited the prioritized buildings in Punjab in coordination with ERP and Governance SWG teams.

Restoration of Records - The second major activity of GSWG was restoration of damaged records in the provinces; to this effect, planning and policy guidelines were framed during the reporting period. Khyber Pakhtunkhwa earmarked District Charsadda and Nowshera as prioritized areas for this activity. Consultations were held with line departments by PDMA and GSWG and project proposals were under discussion. This project would increase the visibility of the efforts of donors and implementing agencies, while addressing key issues of governance in the districts. Punjab and Balochistan were

following a similar pattern of preservation of revenue records for policy planning purposes. It is believed that protection of rights of the most vulnerable communities would be ensured by this project. Sindh was also considering similar proposals and consultations were taking place with the respective PDMA's.

Support to the Public - Over 1,000 one-window operations across 29 districts were established supporting over 4,000 beneficiaries in restoring their businesses and livelihoods and also providing legal aid. Many people lost their basic documentation in the floods (CNIC, licenses, birth certificates, etc). In order to address this very basic issue, DTCE made institutional arrangements at the union council level to get these lost documents re-issued without any cost and effort on the part of those affected. Over 10,000 lost documents were re-issued through the facility provided by DTCE in the districts of Lower Dir, Swat, Upper Dir and Shangla in KP; Jacobabad, Kashmore and Shikarpur in Sindh; and Layyah, D G Khan, Rajanpur and Muzaffargarh in Punjab. Out of these around 1,500 documents belonged to females.

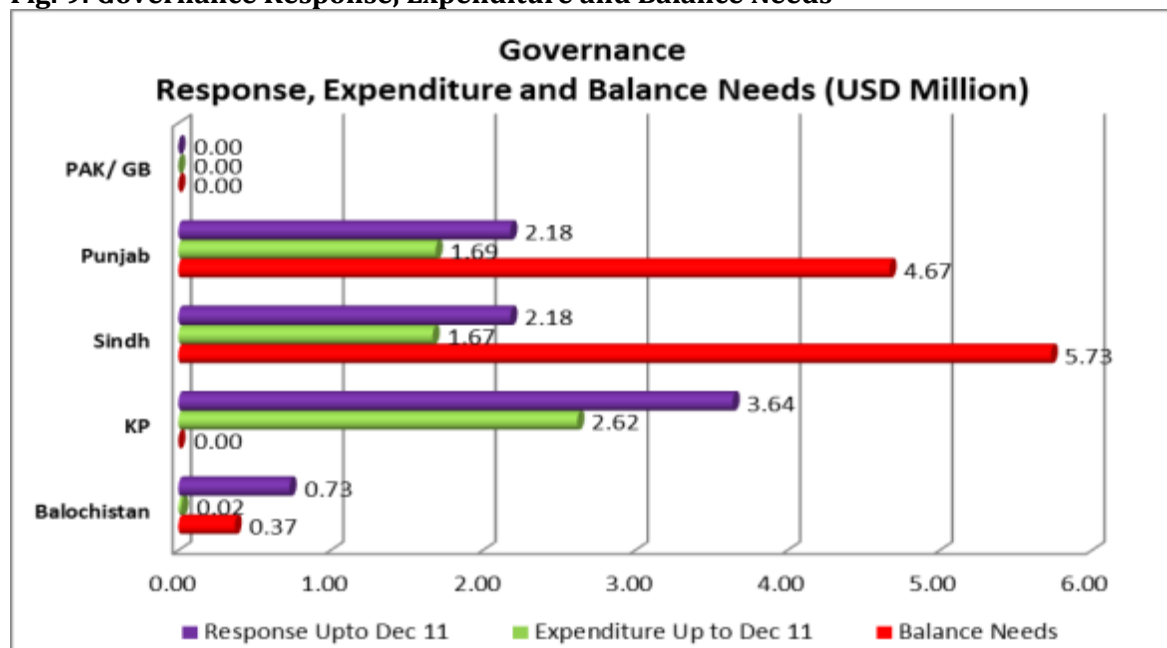
c) Challenges

The Governance SWG faced a number of challenges: difficulty in coordination between different units at district, provincial and national levels; lack of capacity of local staff; and adverse weather conditions such as the 2011 monsoon.

d) Financial Summary

The chart below summarizes the financial situation for the governance sector over the early recovery phase up end December 2011. The response was solely that provided by the European Commission of US\$ 8.74 million, meaning that total funding gap of US\$ 10.54 M at the time of SERAP formulation remained unchanged. Note that the response in KP exceeded funding needs by US\$ 0.23 million. Total expenditure in the governance sector was US\$ 6.00 M.

Fig. 9: Governance Response, Expenditure and Balance Needs



7. Non-Farm Livelihoods (NFL)

a) Early Recovery Gap Analysis

The total early recovery requirement for the non-farm livelihoods (NFL) sector was estimated as US\$ 129.08 M for 149 projects. At the time of SERAP formulation, 19 projects had been completed, leaving 130 projects with a funding requirement of US\$ 125.90 million. The funding gap for prioritized NFL activities was US\$ 12.03 million.

b) Achievements

Livelihoods Restoration - The NFL Prioritized Early Recovery Needs Strategy focused on ensuring adequate income and employment for the flood affected population, and enabling them to return to their normal (pre-flood) non-farm livelihoods activities. This was done through micro-finance loan restructuring/repayment, provision of loans/grants, value chain analysis to identify new livelihood opportunities, restoration of micro-/small enterprises, skills enhancement, provision of tools, and social protection measures, especially for the most vulnerable.



Working Group - The SWG was activated at national, provincial and district levels and several meetings were held to coordinate and galvanize interventions and synergize efforts to wriggle through the challenging phase of early recovery. In order to keep the flow of information intact, NFL indicators, policy and operational guidelines and coordination mechanisms were defined. NFL indicators for SRF-V2 were uploaded along

with a simplified data collection tool to respond to the NFL interventional canvas. The NFL virtual network was formed and an inventory of NFL organizations in 29 severely flood affected districts established.

SUCCESS STORY: Ulfat is back to school, thanks to Cash for Work Project

Ulfat Noor, 8, daughter of Noor Rehman, belongs to Gulingas Kalay of UC Aladand. Ulfat, a class II student, had to abandon her studies as her father could not support these after floods hit the area.

Noor Rehman said, “I am the sole breadwinner of my family. I till land and used to earn meagre amounts to make both ends meet”. Noor Rehman is a daily wage earner, and has a ‘hand to mouth’ existence. Despite working from dawn to dusk, he could not afford the education of his daughter, Ulfat.

Noor Rehman claimed the cash for work project provided him with an opportunity to earn money and enabled him to send Ulfat back to school. He said, ‘Now I will be able to provide basic facilities of life to my children. I want my children to be educated, but it has been beyond my tether to materialize this dream into reality’.

Noor Rehman said the results obtained from the project would have long-term effects on the development of the area. He requested that the cash for work model or project be scaled up to all affected areas so that the devastated communities could cope with the adverse effects of the flash floods and torrential rains. ‘My daughter is back to school, it’s a victory for me’, he exclaimed with joy.

SUCCESS STORY: Provision of Wherewithal – A Hope for the Hopeless

“My family consists of eight members including an ailing husband, a son and five grandsons”, said Shams ul Qamar, resident of Union Council Terat, Village Shaheed Baba, Swat. The sustenance of the family substantially depends on Qamar’s income from drapery, cutting and sewing. She trembled recalling the ill-fated night when the horrific flood washed away all their material belongings.

“We spent that night on road side in open sky and it was raining continuously. The relatives came to support us but how long one poor can support another poor when the later solely depend on their support for all the requirements of life. For many days there came no support from government or other such civic bodies to our rescue. It became nerve breaking to support my family for their bare minimum needs of livelihood besides exorbitant rent of house we were dwelling in. I had the skill of sewing the clothes, but I looked around none of the support except the items of relief like food and non-food items in scarce availability.

“It was a moment of great solace for my torn out family when a team of NGO volunteers from EPS/Concern Worldwide came to record the entrepreneurial affectees for support and facilitation on merit basis. The cash support and provision of tools for sewing & cutting provided me crutches to stand gracefully and earn the livelihood for my ailing husband and minors.”



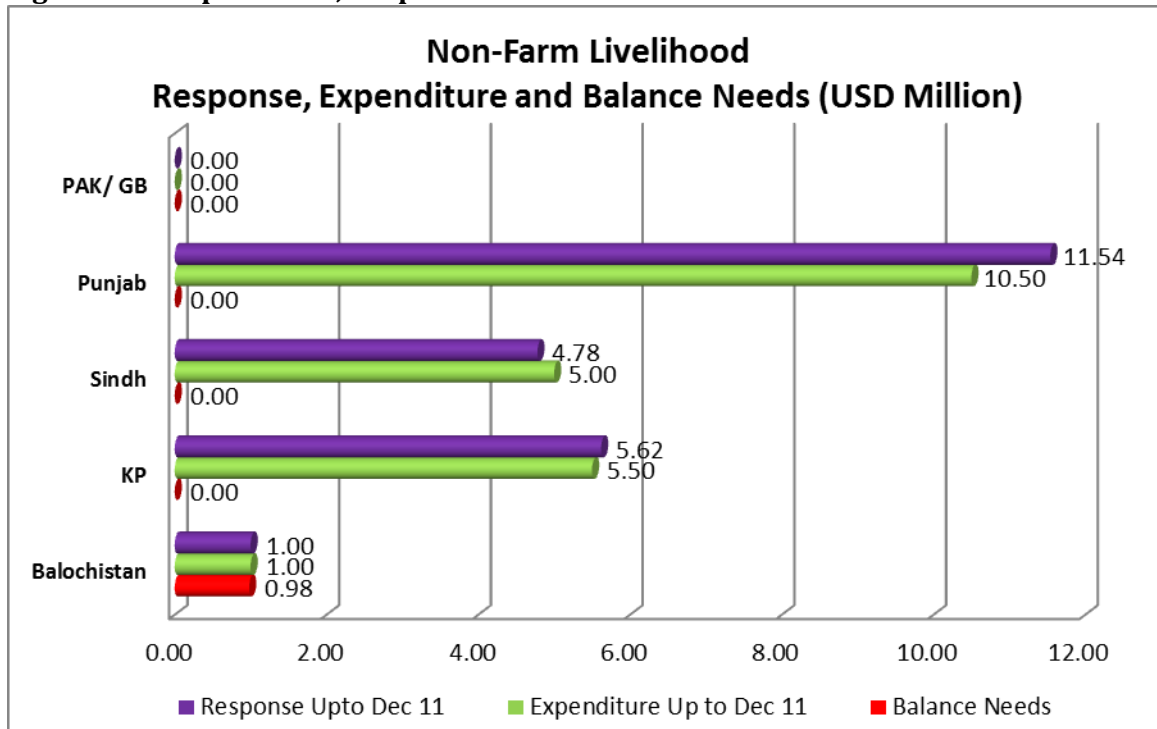
c) Challenges

A number of challenges were faced including difficulties in data collection, non-compliance in sharing updates by the organizations, slackness on the part of government co-leads, and difficulty in earmarking funds and mustering support for NFL.

d) Financial Summary

The chart below summarizes the financial situation for the NFL sector over the early recovery phase up to end December 2011. The total response was US\$ 22.94 million, meaning that all NFL early recovery needs were met. Total expenditure in the sector was US\$ 22.00 M. There was excess funding of US\$ 0.97 M in KP, US\$ 1.52 M in Sindh and US\$ 6.39 M in Punjab (all shown as 0 in the chart).

Fig. 10: NFL Expenditure, Response and Balance Needs



8. Community Physical Infrastructure

a) Early Recovery Gap Analysis

An estimated total of 143,000 community physical infrastructure (CPI) units were in need of repair/reconstruction in the 29 worst affected districts, for which the total funding requirement was US\$ 165 million. At the time of SERAP formulation, funding of US\$ 72.9 million had been mobilized for approximately 63,000 CPI units, leaving a gap of about 80,000 units with a funding requirement of US\$ 92 million. Further prioritization - focused on addressing the most urgent needs and taking into account available human and material capacity - generated an immediate funding gap of US\$ 25 million.

b) Achievements

Restoration of Infrastructure - A prioritized list of interventions was agreed by the CPI Sectoral Working Group (CPISWG) and monitoring and reporting indicators for each of these were developed through consensus. CPISWG member organizations restored 3,637 community infrastructure schemes, including 458 km of roads, 424 pathways and 1,440 culverts benefitting a population of 1.5 million.

During the period August to October, CPISWG partners successfully rehabilitated 193 culverts; de-silted 220 drains and 5 irrigation channels; removed debris from 21 streets; restored 6,253 m of 44 drains and 72 water supply schemes; repaired 116 streets (11,555 sq. m brick pavement), 11 km (5) link and 58 farm to market roads, 4,200 m (62) irrigation channels, 6 water mills, 5 suspension bridges, 5 micro-hydropower stations, 20 protection walls, 195 km of foot-tracks/pony tracks; installed one trolley lift, repaired 3 causeways; constructed 50 tube wells and 26 pipe irrigation systems.

Cash for Work - Infrastructure schemes have not only improved the access and quality of services for the flood affected communities but have also created short-term employment opportunities for both skilled and unskilled labour at the local level. Cash for Work activities in May-July benefitted 0.3 million people in 1,100 villages across 29 severely flood affected districts. The CPISWG facilitated development of documents such as Guidelines on Community Infrastructure and Cash for Work modalities for the most vulnerable.

A total of 856 communal cash-for-work infrastructure projects were successfully completed from August to October, providing temporary employment to 48,846 HHs (398,768 indirect beneficiaries). Some 19,000 beneficiary HHs received double round CFW (each HHs/labor earned USD 150), whereas 29,846 HHs received single round cash-for-work (each HHs/labor earned USD 75). The cash-for-work beneficiaries were engaged to rehabilitate critical micro-community infrastructure such as village access roads, irrigation channels and flood protection walls.

Capacity Building - The CPISWG organized three training events for member organizations' staff at national level on Proposal Development and Resource Mobilization through involvement of a renowned capacity building firm. This capacity

building event was highly appreciated by member organizations in the prevailing scenario of funds scarcity.

SUCCESS STORY:

Tangiani village is a typical rural settlement in Union Council Manjhand of Jamshoro District, where 109 families are settled. The location of the village makes it highly vulnerable to flooding in the event of heavy rains. It lies in the periphery of the Khirthar mountain range and, after heavy rains, the water from the catchment area of the hills fills surrounding streams and pours into the River Indus. When these streams burst their banks under the pressure of increased water flow, they flood surrounding villages, including Tangiani. The water stream which flows through Tangiani joins a larger river, known locally as “Nai Gudi”. During the catastrophic floods of 2010, the flood waters burst the existing embankment and Tangiani village was entirely submerged in water. The residents lost everything; their homes, their livestock, their livelihoods. They were forced to move to a temporary settlement on higher ground for three months.



Protection Bund, south side of village Tangiani

In the wake of the floods, Concern, with the support of DFID, implemented the ‘Early Recovery Response to Flood Affected Populations of Pakistan’ project in Sindh. Under this project, the residents of Tangiani village were supported to reconstruct the protection bund and increase its height to 5 feet to mitigate against the impact of future flooding. A village rehabilitation committee was established to manage and oversee the implementation of the project. Through the Cash for Work modality, thirty members of the village were employed to reconstruct the protection bund, simultaneously supporting these families through additional income.

When the monsoon rains and subsequent flooding hit the area in September 2011 the protection bund established successfully withstood the floodwaters and protected the residents of Tangiani village against the devastating impact of the floods. “Thanks to Concern’s project which supported us in rebuilding the embankment, as well as provided livelihood support to 30 poor families, we were saved from being displaced again this year”, reports Mr. Nabi Bux.

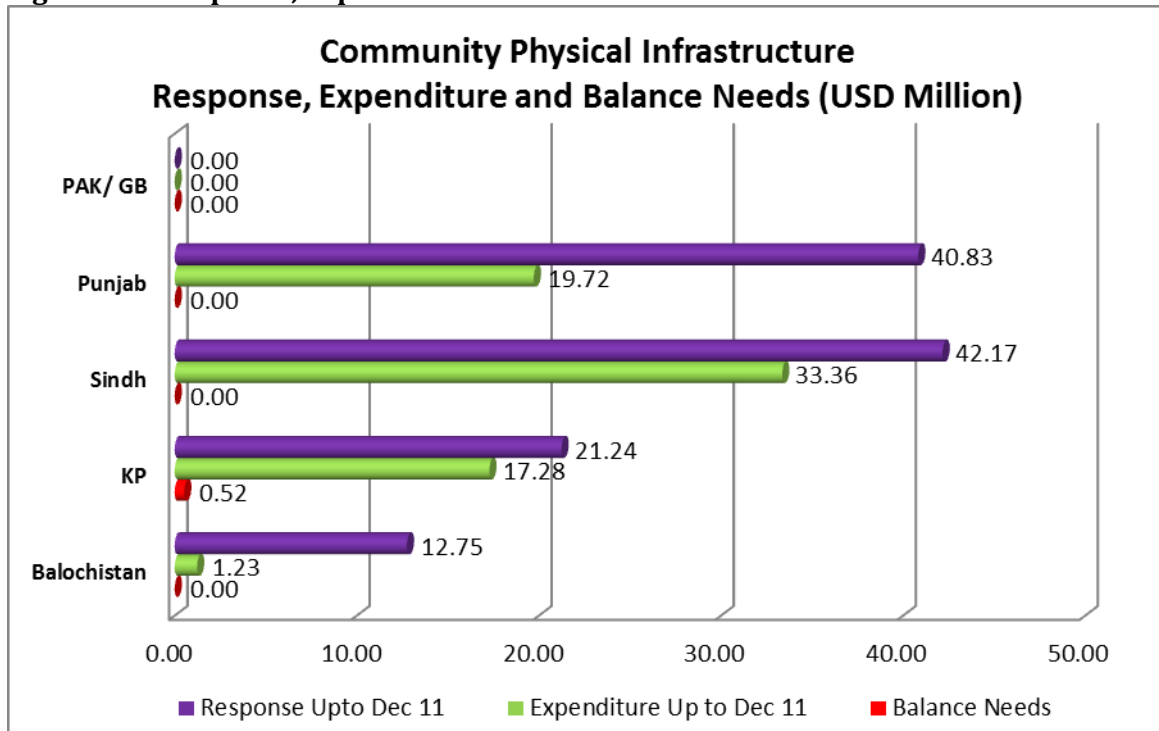
c) Challenges

The key challenges faced in the CPI sector were difficulties in accessing affected areas (in part due to the fragile security situation in these areas) and limited availability of experienced staff. Other challenges included: political activism/influence in selection of un-damaged villages; hiring of skilled labour due to shortage of masons in far-flung areas; payment to workers through bank cheques; slow progress due to communities’ first priority being shelter rather than community infrastructure; material shortage; and non-availability of skilled and unskilled labour.

d) Financial Summary

The chart on the next page summarizes the financial situation for the CPI sector over the early recovery phase up to end December 2011. The total response was US\$ 116.99 million, meaning there were no unmet early recovery needs in the sector. There was excess funding of US\$ 8.12 M in Balochistan, US\$ 0.97 M in Sindh and US\$ 10.44 M in Punjab (all shown as 0 in the chart). Total expenditure in the sector was US\$ 71.58 M.

Fig. 11: CPI Response, Expenditure and Balance Needs



PART B:

Thematic Areas

9. Disaster Risk Reduction

a) Early Recovery Gap Analysis

The total early recovery need for the disaster risk reduction (DRR) thematic area was estimated as US\$ 15.35 million. At the time of SERAP formulation US\$ 4.685M of this had already been pledged, leaving a funding gap of US\$ 10.665 million. This amount was needed to fund DRR mainstreaming, strengthening of policy and organizational structures, improved knowledge management, and community-based DRR.

b) Achievements

Capacity Building - Workshops on preparedness were organized in all provinces in close collaboration with the NDMA. A total of 1,900 participants were trained between May and July 2011 through the community-based DRM courses. ToTs were organized for local government and NGOs for future training of personnel. A handbook on CBDRM training (in Urdu) was prepared. Capacity building of PDMAs was initiated with focus on response coordination, search and rescue capacity, establishment of provincial emergency operations and control rooms, preparedness and response capacity of DDMA, and setting up of emergency communication systems for DDMA.

DRR Mainstreaming - DRR Guidelines for Community Infrastructure, Education, Governance, Housing, WATSAN, Health, A&FS and NFL along with Generic Guidelines for Mainstreaming DRR into Early Recovery Floods 2010 were drafted and posted on the Pak Response website for the benefit of all stakeholders. Disaster Risk Reduction measures for floods and earthquakes were incorporated in over 63,000 transitional shelters. Reinforcement bands in one room shelters were mandatory in UN-HABITAT shelters intervention, as per the seismic zoning for disaster resilient construction. Raised ground plinth levels were practiced by the community in shelters and latrines construction. UN-HABITAT integrated the approach in PSFRP and was going to rehabilitate drains and streets in areas where shelters and latrines were being constructed, with the aim of controlling rain water or flash floods of medium intensity.

Community Based DRR - Groundwork was completed for the establishment of community-based Early Warning Systems. Social mobilization is the key to involving local communities in disaster resilient construction. Social mobilization teams imparted training to local masons and skilled labor for safer construction and carried out sensitization/mobilization of local communities for disaster resilient construction. Different kinds of tools were used for this purpose through electronic and print media. Along with sensitization and mobilization, training and capacity building, DRR partners disseminated IEC materials for disaster resilient construction among the targeted community members.

Concern Worldwide is implementing a US\$ 1.8 million OFDA/USAID funded project for community based DRM targeting three districts: Charsadda, Dadu and Muzaffargarh. The aim is to improve the disaster risk management capacities and strategies of poor and vulnerable populations and other key stakeholders through sustainable preparedness and increased institutional capacity, thereby enabling them to withstand and cope with future disasters. Activities to be carried out under the project include: participatory risk analysis and development of Union Council (UC) level DRM Plans;

community mobilization, awareness raising and capacity building; provision of emergency contingency stocks; and advocacy for the integration of DRR in development processes.

Working Group - Following detailed deliberations during meetings of the Provincial DRR Working Groups, the TORs of the Provincial and District level DRR Working Groups were formulated for mainstreaming DRR into the Early Recovery projects, and shared with the DRR TWGs. Periodic meetings of Provincial Working Groups were held to review progress and develop action plans for remaining interventions. A DRR training workshop for WG members was held in Karachi in December 2011.

SUCCESS STORY: Provision of Wherewithal – Initiative for Development and Empowerment Axis (IDEA) for Disaster Risk Reduction in District Nowshera

IDEA is an on-going community awareness campaign which was launched in Nowshera District with the following objectives:

- Promotion of appropriate awareness-raising initiatives on disaster reduction through self-help, mutual help and public help;
- Promotion of a common understanding of risks and their mitigation among local residents, government officials and experts.

During the first phase of the campaign staff was oriented to the basic concept of DRR and its implications at the field level. IDEA established Community Based Organizations (CBOs) at every Mohallah and Village level in the district. During the DRR campaign 86 meetings (44 male and 42 female sessions) were held with CBO members and the IDEA staff in 38 villages to enhance the knowledge of members of these CBOs on disaster preparedness. IDEA also established 44 volunteer groups to actively participate and be accessible in any emergency situation. Linkages were established between the government officials, CBOs and volunteer groups who are ready to take active part in early warning and response in case of any expected disaster.

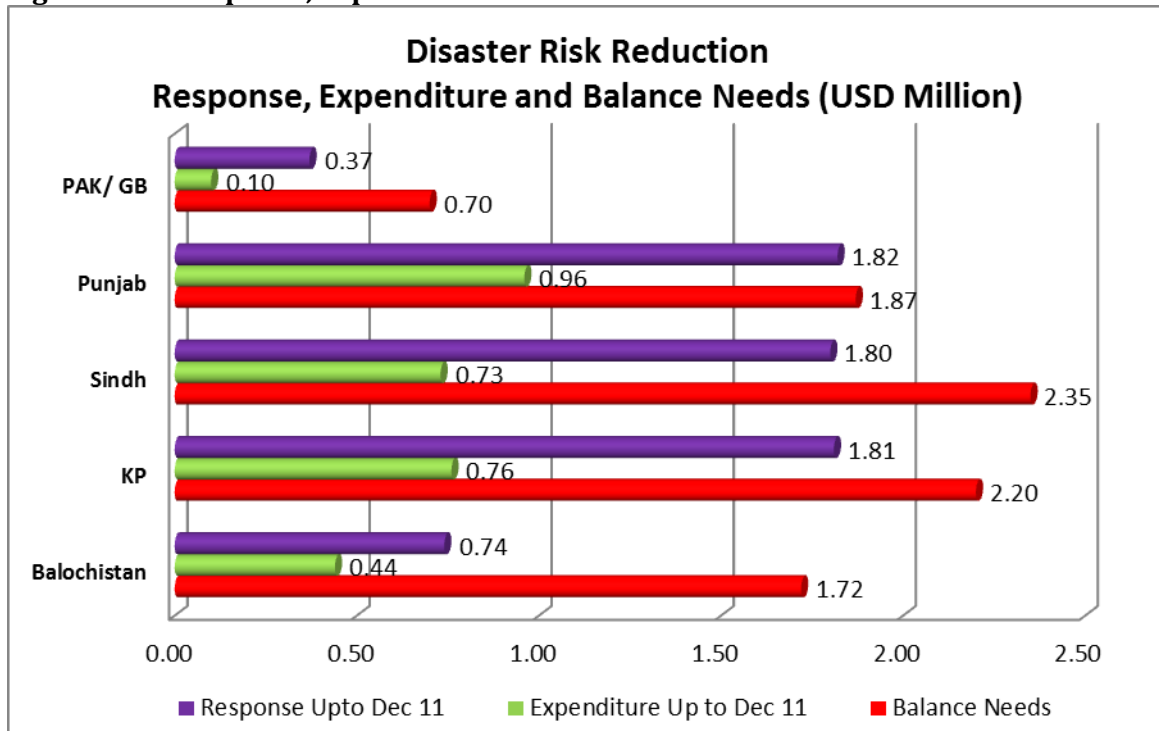
c) Challenges

The main challenges faced in the DRR thematic area during the early recovery phase related to the following: scoping analysis of DRR work; financial constraints and investment needs in DRR; capacity for monitoring and providing feedback; coordination for implementation of the DRR guidelines with different government departments, NGOs and other stakeholders; and quick and regular lateral and vertical information sharing.

d) Financial Summary

The chart on the next page summarizes the financial situation for the DRR thematic area over the early recovery phase up to end December 2011. The total response was US\$ 6.54 million, leaving a funding gap of US\$ 8.83 million. Total expenditure on DRR early recovery was US\$ 2.99 million.

Fig. 12: DRR Response, Expenditure and Balance Needs



10. Environment

a) Early Recovery Gap Analysis

The estimated total early recovery need for the environment thematic area was US\$ 48.35 million, to cover 17.35 million beneficiaries across the country of which, at SERAP onset, US \$5.02 million were urgently needed for highly prioritized interventions.

b) Achievements

Significant progress was made in early recovery activities in the environment thematic area:

Environmental Guidelines and Compliance – Detailed environmental guidelines were developed (both generic and sector specific) and shared with all national and provincial ERWGs/SWGs/TGs and IPs. Specific guidelines were developed for the CPI Sector along with a manual on bio-engineering techniques for slope and stream stabilization and made part of the minimum guidelines and standards for community infrastructure.

Monitoring visits were made to check compliance with the environmental guidelines and standards by IPs in the field in Thatta, Jamshoro, Nowshera and Charsadda. Based on these visits, gaps in compliance were communicated to the relevant SWGs and Government Departments, UN Agencies and IPs and followed up for corrective actions/rectifications.

To promote compliance with environmental guidelines a proactive sensitization campaign was conducted at both provincial and district level. Presentations on the guidelines and the need for integration were delivered in the four provincial headquarters and 13 districts. The sensitization campaign led to much greater progress on both cross-sectoral and stand-alone environmental recovery projects.

Nurseries and Planting - A total of 2.32 million plants were planted in flood affected areas, the bulk in Sindh (2,315,576) and KP (1,053,326) and smaller quantities in Punjab (44,500) and Balochistan (3,250) between August and October 2011. In the same period 240 small-scale and private nurseries were established in Punjab. In the last two months of the year a further 87,000 plants were provided to 4,200 beneficiaries for planting in flood affected areas, and 500 beneficiaries were supported to establish 50 forest plant nurseries.

Debris Removal - Debris of over 50,000 buildings (mostly houses) and 23,700 km of access roads and paths was removed and disposed of safely. The majority of the cleared buildings were in KP (46,400) and the rest in Punjab (2,400) and Sindh (1,800). All of the access roads and paths cleared of debris were in KP.

Waste Collection - Waste collection has also been a major intervention. Solid waste was cleaned and properly disposed of in almost 1,500 sites: proper disposal sites/composting pits were developed and over 1,200 waste bins were installed. 45 of these proper disposal sites were developed in November and December 2011, benefitting 4,750 people. Moreover community and students waste cleaning campaigns were organized in about 1,301 sites, including 100 in the last two months of the year in which 7,500 people participated.

Slope Stabilization - Landslides and eroding streams and rivers were treated in 346 sites/ locations. As well as controlling soil erosion this intervention provided safety to about 48,000 people. The bulk of these sites (over 248) were in KP and the rest in PAK.

Energy Efficiency - Provision of alternative and improved energy options was undertaken in KP, Punjab and Sindh and was another big achievement in the early recovery phase. A total of 14,550 solar lanterns, 260 solar street lights, 54 solar water pumps, 264 solar water heaters, and 1,557 solar household modules were installed between August and October 2011, benefitting over 68,000 people in the flood affected areas of KP, Punjab and Sindh.

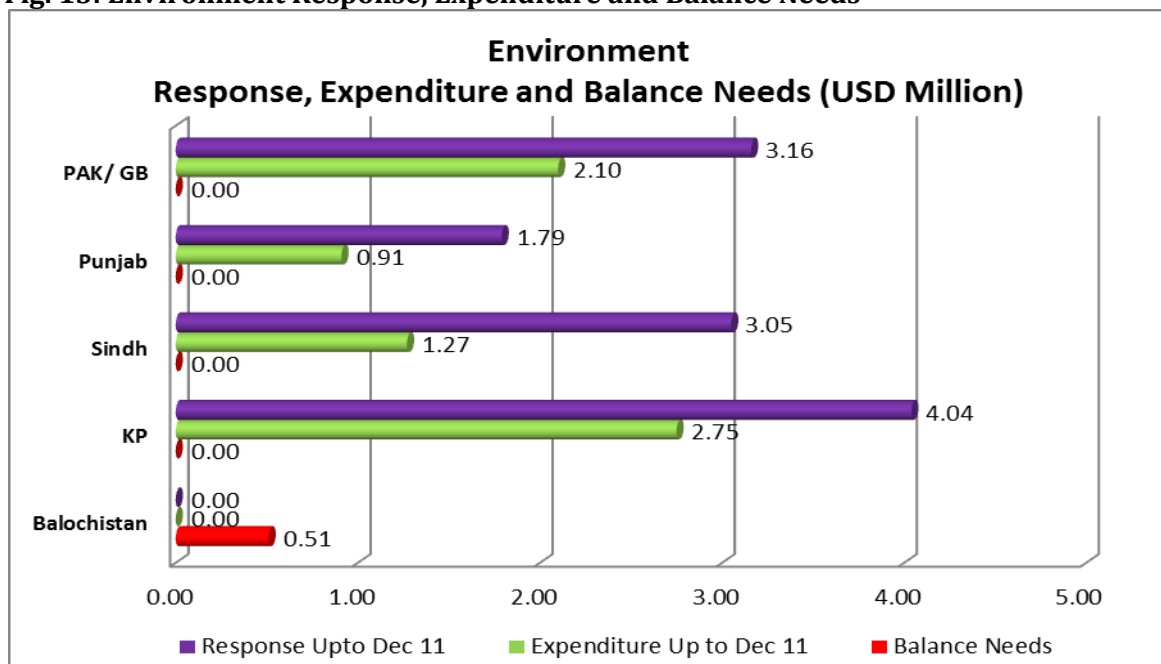
c) Challenges

Resource mobilization was a major challenge for the environment thematic area. Several months into the early recovery phase, no funds had been provided for environmental stand-alone projects. Over the course of the following months some funds were mobilized (see below) but uneven and skewed geographic distribution of both funds secured for stand-alone environmental projects, and cross-sectoral environmental activities, left some areas neglected. Balochistan in particular saw virtually no progress on environmental early recovery. By contrast KP and PAK were very well-served. Lack of awareness about environmental issues was a problem, particularly in the initial stages of the ER response, but this was overcome to some extent through sensitization and mobilization. Further challenges were posed by the 2011 floods, which affected the pace of environmental recovery in Sindh and Balochistan. The biogas and energy project funded by UNDP also needs to be completed in a timely manner.

d) Financial Summary

The chart below summarizes the financial situation for the thematic area environment over the early recovery phase.

Fig. 13: Environment Response, Expenditure and Balance Needs



The total response was US\$ 12.03M, meaning that all prioritized early recovery needs for the sector were met. There was excess funding of US\$ 2.60 million in KP, US\$ 1.45 million in Sindh, US\$ 0.44 million in Punjab, and US\$ 3.04 million in PAK/GB (all shown as 0 in the chart). Total expenditure on environment early recovery was US\$ 7.03 million.

11. Gender

a) Early Recovery Gap Analysis

The main thrust of the gender thematic area in the context of early recovery was to ensure that gender considerations were mainstreamed across all sectors as well as the three other thematic areas. Dedicated personnel and specific studies were identified as necessary for this, along with stand-alone pilot initiatives targeting practical gender needs during the recovery phase. The total funds required for these were estimated at US\$ 5.5 million, of which US\$ 0.5 million had been provided at the time of SERAP formulation.

b) Achievements

Gender Awareness Raising – Several gender awareness raising activities were held during the reporting period. A gender awareness session was organized for the Agriculture & Food Security SWG, and a gender session was included in the training of data collection teams engaged in the detailed livelihoods assessment led by FAO. The CD of IASC e-learning course on gender was shared with 17 TG members in KP. A gender sensitization session was held for NDMA officials, which was attended by 28 persons. Two sessions were held on gender markers for S/TG coordinators and NDMA officials (28 persons) and the other for members of the TG (18 members).

Capacity Building – For gender priorities to be translated into action, the application of this knowledge by the professionals in their day to day work and the overall humanitarian efforts is critical. Demand based gender and emergencies sessions (with over 75 participants) were organized. These included the staff of UN Habitat, NDMA and gender focal points representing different UN agencies. A session to fill capacity gaps in proposal development as well as to integrate gender perspectives was organized in which there were over 50 participants.

Partnership and Collaboration – For strengthening and enhancing on-going affirmative and mainstreaming efforts, a gender focal point system was initiated which enabled the TG to build an organic relationship with the sectors. Two MoUs were signed allowing linkages and collaborative activities with PRCS and ATDTF, and meetings were held to identify possible future actions, related to assessment and staff orientation on gender. In Sindh efforts were made to strengthen/re-establish linkages with the Women Development Department.

Women Desk in National/Provincial DMAs - With a view to ensuring that officials of PDMA and provincial and federal departments involved in the planning and execution of relief, recovery and disaster risk reduction activities have the capacity to mainstream gender concerns in all initiatives and monitoring frameworks, a number of initiatives were taken, notable among which was establishment of women desks in the respective PDMA. These will mainstream gender in relief and recovery efforts: through capacity building of PDMA staff and concerned government departments; in plans, procedures, assessments and SOPs to be followed during relief and recovery; coordination between PDMA, government departments and involved CSOs.

- a) PDMA-KP - The women desk at PDMA-KP was notified and the process of staff selection completed. This is being funded by UN WOMEN for an initial period of two years;
- b) FDMA - The women desk at FDMA was notified. This is also being funded by UN WOMEN for two years initially. The TORs of the staff were being finalized prior to advertising.
- c) Sindh - A Gender Coordinator was designated to oversee gender mainstreaming efforts in Sindh: this is mainly to provide advice and guidance at provincial level for bridging the gender gap in all sectoral strategies and support the feedback loop of gender-sensitive programming from strategic (central) to operational (province and districts) levels. A proposal for a Women Desk was prepared and submitted to UN Women and P&D by the WDD. DG PDMA, after receiving clarification, announced establishment of a gender and child protection cell at PDMA with the assistance of NDMA and UN Women.

Gender Tools – The presence of gender tools supports the clarification of gender concepts. Gender Tools developed included frequently asked questions (FAQ) on gender in collaboration with IOM. These were designed to explain gender concepts, especially for the staff of implementing partners and organizations working in the field. In addition, the IASC gender programming checklists were translated into Urdu, reviewed by TGG members and then published by UN WOMEN. These were being shared with sectors/clusters. In KP a referral directory of facilities for assistance to women in distress was compiled for the humanitarian/government actors involved in assisting the affected population. This directory was to be updated regularly and the updates shared directly with all concerned so that issues being faced by women could be resolved at the earliest.

Accountability on Gender – One of the TGG work plan elements was accountability. In this regard the emergency response fund was requested to conduct a gender scan of its 124 projects. A collective effort by the members revealed that 65 out of 124 projects had potential activities to address needs and benefit women, men, boys and girls.

Assessments - Assessments are crucial for designing gender responsive projects at both the response stage and beyond. Technical advice was extended for the Detailed Livelihoods Assessment commissioned by FAO and the initial joint assessment of the 2011 floods. An assessment titled 'An insight into Psychosocial Support to People Affected by Floods and the War on Terror' was initiated. Members of the TGG initiated an assessment of the psychosocial support provided to the affected population in KP and FATA. It aimed at understanding and mapping all psychosocial projects being carried out by different organizations in KP and FATA. As well as the provision of vital data, this initiative was also to become a basis for development of socially acceptable psychosocial assistance through community mental health programmes for the duration of conflict/ displacement in KP and FATA in particular, and for Pakistan in general.

Key gender messages were drawn from the MSNA and disseminated. In KP, in response to a request letter from the political authorities to provide assistance to women whose husbands were either killed or rendered physically/mentally challenged by the sectarian conflict in Kurram, the TGG members developed a questionnaire for collection of data on these women. Once finalized, the questionnaire was to be shared with the political authorities via FDMA, and the data received would be analyzed and shared

with a view to providing assistance. The members also decided to undertake a GNA in the southern districts of KP for IDPs from FATA. In this regard draft questionnaires were developed for collection of information and for FGDs. On finalization they were to be shared with TGG partners and other IPs in the districts through PDMA for collection of information.

Working Group – Throughout the reporting period the TGG continued to function as a platform offering advice and assistance in relation to gender mainstreaming (relief and recovery phase) and TGG meetings took place regularly. In Sindh the TGG was initiated and in Balochistan it was reactivated: inputs were provided to ICCM on gender mainstreaming and ToRs of District TGGs were revised after discussion. There was close coordination between UNOCHA, UNHCR and other relevant stakeholders. There was continued participation in clusters meetings.

c) Challenges

A number of challenges were faced in relation to gender in the early recovery phase. Levels of awareness about gender issues among organizations remained uneven and capacity for gender analysis was weak. Organizations working on gender with a provincial presence did not seem to have a clear understanding of how they could contribute to early recovery mechanisms under the TGG. This could be due to various factors: lack of clarity on their roles and responsibilities; resistance to engage in humanitarian action due to its ad-hoc nature and their own long-term commitments; and gaps in information sharing about opportunities where local CSOs could play their role. Capacity building was limited because of the paucity of resources.

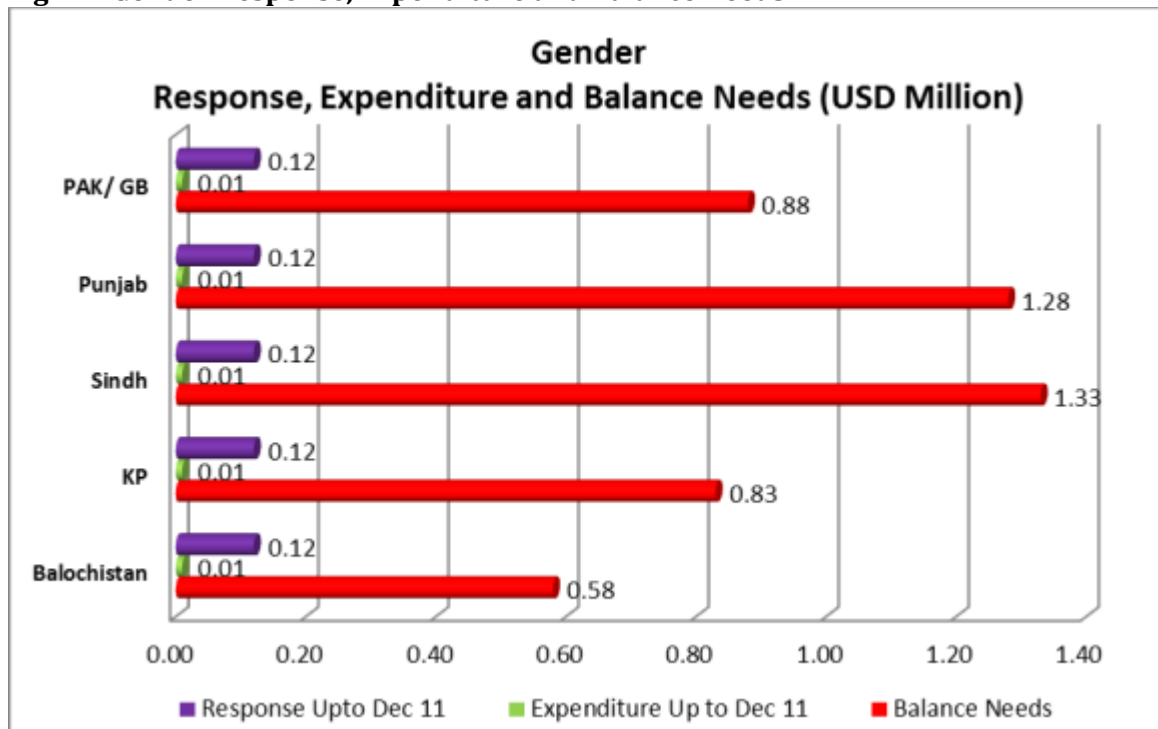
Effective gender programming requires additional dedicated resources specific to gender and women's empowerment. But availability of funds was an issue, and also impacted coordination and networking activities. Gender concerns were seen as a non-emergency issue, often pushed aside by relief actors who prioritized 'life-saving' interventions. This was despite findings from the field, which show that women tend to prioritize secure toilet facilities over food availability: if they cannot use a toilet, they also avoid food and water intake to minimize the need for using toilets.

Nomination of gender focal points in clusters/sectoral working groups and their participation was not uniform for all clusters/working groups. Hence the sharing of information and practices remained an issue. Unlike in other provinces, the TGG in Peshawar had to address both the humanitarian crisis in FATA and early recovery issues in KP.

d) Financial Summary

The chart on the next page summarizes the financial situation for the gender thematic area over the early recovery phase. It should be noted that the total gender response was seen prior to end July 2011: thereafter there was no additional response. All gender expenditure took place in the same timeframe – total expenditure was US\$ 0.05 million. The total initial funding requirement was US\$ 5.5M, leaving a final funding gap of US\$ 4.90 M.

Fig. 14: Gender Response, Expenditure and Balance Needs



12. Protection

a) Early Recovery Gap Analysis

Early recovery needs for the protection thematic area were estimated to require a total of US\$ 28 million. This was largely for the Watan Scheme Phase II, to support children affected by the floods, the elderly at risk, and persons with physical disability. Priority protection interventions were estimated to need US\$ 14 million.

b) Achievements

The Protection Thematic Working Group focused on Child Protection, Gender Based Violence, Housing, Land and Property Rights; and Age and Disability issues; as well as on a principled approach to humanitarian assistance that ensures impartial assistance accessible to the most vulnerable. The group addressed issues across sectors: insecure property rights and risk of dispossession for tenants and the landless; creation of cross-sectoral standard beneficiary selection and targeting guidelines; tackling child protection concerns and gender approaches within Cash for Work schemes; development of technical guidelines to ensure inclusion and participation of older persons and persons with disabilities; and development of standard and principled reporting and referral mechanisms to provide assistance to survivors of sexual and gender-based violence. It also worked to support persons unable to find a permanent settlement solution. Specific achievements were as follows:

Legal and Documentation Assistance - Legal and documentation assistance was provided to thousands of affected people through 25 protection advisory centers for birth registration and CNIC. The Protection Working Group successfully advocated with provincial authorities in Punjab to waive the fee for birth registration and some 29,493 children (May to July 2011) were assisted in having their births registered. A guide on Land & Property Rights was developed for the general public, and translated in Urdu and Sindhi. The user friendly guide enables the reader to understand the revenue system in Pakistan and her/his rights. 17 training sessions on Housing, Land and Property were organized in the flood affected districts for all stakeholders to promote better understanding of Housing, Land and Property issues in Pakistan.

Community-Based Child Protection - Community-based Child Protection Centres were established to strengthen community identification and support in cases of violence, abuse, exploitation and neglect; referrals to government and other services; life skills based education, recreation and psychosocial support. Child Protection Early Recovery programs reached 351,970 of the most vulnerable children affected by the 2010 floods through 828 Child Protection Centres as they returned to their communities, with community-based protective services, social mobilization, awareness messages, referrals and follow-up. A total of 1,714 Child Protection Committees were formed with female and male volunteers who identified 18,452 cases requiring special attention, out of which 8,049 cases were referred for various services. Training and mentoring was provided to community volunteers through Child Protection Committees to manage and support the CP Centres. Over 32,000 children and their families were assisted through these centers and the associated committees. The TG also established 7 children and women telephone help-lines in Balochistan, Sindh and KP providing information to over

2,700 children and 1,100 women on flood related issues and referring close to 1,500 people to services providers.

Government Protection Structures –

A total of 14 Child Protection Units (CPUs) were established within the Department of Social Welfare which subsequently registered 17,734 children and provided 13,207 of these with services. A total of 157 safe spaces, 110 women friendly spaces and 15 women’s facilitation centers were established for women to help link them to advice, information and humanitarian aid.



Women Complaint Centre, Shaheed Benazirabad

Legal Protection of Children – Legal protection of children was enhanced through successful advocacy for ratification of the Optional Protocol on the Sale of Children, Child Prostitution, and Child Pornography. Also, through successful development of the Guidelines and Action Framework for Separated, Unaccompanied and Missing Children in Emergencies and provincial level action charts endorsed by child protection working groups in the provinces. Priority was given to the most vulnerable and marginalized communities including children and families still displaced. Continued promotion and advocacy was carried out for children’s rights and protection, including in disaster preparedness and disaster risk reduction.

Gender Based Violence (GBV) - The TG mapped and assessed available services for survivors of gender-based violence (GBV) in 18 districts, to support referral systems. 470 staff from LNGOs, INGOs, UN agencies and government were trained on responding to GBV in emergencies and building survivor centered services. Standard Operating Procedures for GBV case management and incident reporting formats were developed. 365 cases of GBV, including sexual violence were referred to the GBV sub-group for referral to appropriate services.



MSU Health Staff Session on GBV, Mirpurkhas

GBV radio messages were developed in Urdu and Sindhi and aired on various radio channels in 10 rain affected districts of Sindh.

During November to December 2011 the GBV Sub-Cluster lead UNFPA deployed mobile service units (MSU) in 8 rain flood affected districts through Government and NGO partners. These MSUs offered GBV screening and medical response services along with basic primary and emergency obstetric care services to women and adolescent girls. Female medical officers and female psychologists were available to respond to the

needs of the GBV survivors. GBV referral pathway development activities for 2011 affected districts were initiated in three districts of Sindh; Badin, Mirpurkhas and Umerkot to support GBV referral and case management.

Success Stories: Flood-affected Indus River boat people seek a more stable way of life

The floods in 2010 exacerbated the perilous situation of the small Jam community in southern Punjab province and many of them now want to adapt their riverine way of life and rebuild their lives. The Jam have lived in Punjab's Dera Ghazi Khan district for decades. They survived through fishing, basket-weaving and agriculture. In recent years, they have built shelters on the riverbank to accommodate their growing population, but they never registered. When they were doing well, there seemed no need to. Their way of life has been threatened by two devastating floods as well as industrial growth along the river, construction of dams, environmental degradation and restrictions on fishing, which have affected their livelihoods.

When the floodwaters hit last August, their homes were destroyed and much of their grain and belongings were swept away. Some of their boats were also damaged, but the Jam still used their vessels to help in initial rescue efforts. Unable to gain access to the government aid programme for flood victims because of lack of documentation, the Jam boat people have struggled to recover. "We drink river water" said 50-year-old Sakina, "We have no proper shelter, no livelihood opportunities, no health facilities, no lavatories, no education, no burial grounds, no mosque and no identity," she continued, listing the myriad problems they face.

UNHCR staff was able to provide members of the community with material assistance, and now UNHCR hopes to help them formally register as Pakistani citizens and gain national ID cards so that they can gain access to their basic legal, social, economic, civil and political rights and benefit from government support programmes for flood victims.

Girls in a Child Friendly Space in Makholpur, a remote village of District Shikarpur, Sindh

Waheeda lost her father after the floods. Waheeda's mother says, "I am observing a positive change in my daughter. She is an orphan child who remembers her father day and night. After his death, she was much traumatized because she is a child. I am really grateful. I am feeling, she is a normal child now who loves to make new friends and drawings. I think Save the Children has really brought a revolution in our lives when we were feeling helpless."

c) Challenges

The following challenges were faced in relation to the protection thematic area:

The level of knowledge, understanding and acceptance of protection issues at the institutional level remained very low as was technical expertise. There was a lack of experienced protection and social welfare organizations in the affected areas, including an absence of child protection and gender focal points in PDMA's. Staff lacked a basic understanding of protection concerns, knowledge of protection procedures and principles under Pakistani law. This requires a commitment to skills training and capacity building.

Pre-existing social and political structures marginalized certain sectors of society, frequently causing exclusion as well as allowing for the politicization of aid. This requires continuing support to ensure that marginalized or over-looked groups are included, that gender inequality is addressed and that early recovery assistance remains impartial.

Communities' ability to identify and respond to protection concerns was weak. Social mobilisation is needed to encourage and enable communities to take ownership of community level structures such as child protection centres

Outdated land and property laws and a lack of understanding among citizens of their obligations and rights under those laws left many flood affected families in vulnerable situations and at risk of dispossession. More needs to be done to support flood affected families to understand their legal rights.

Systems in place to address protection concerns were inadequate, under-funded or in many cases non-existent. More needs to be done on establishing quality principled services for vulnerable families or groups who continue to struggle to re-build their lives in the aftermath of the flood; for example, medico-legal procedures discouraged survivors of GBV from accessing health services. A number of protection standards and guidelines drafted with NDMA require finalization and training of frontline responders.

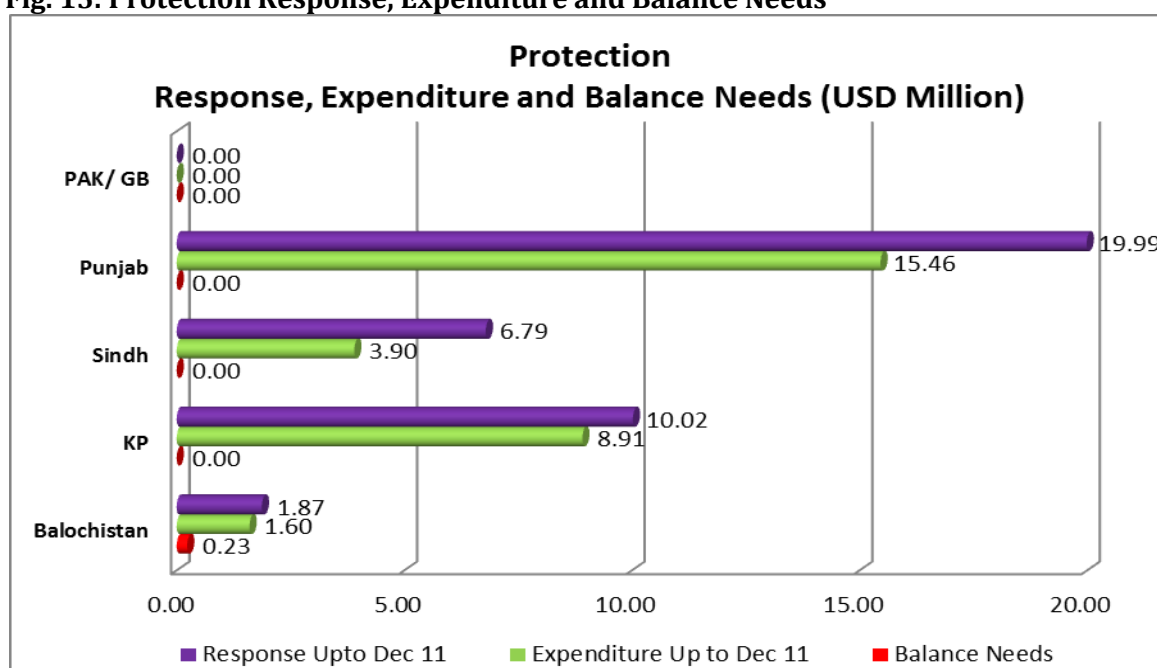
Weak profiling and registration systems led to a lack of information on affected communities, including a lack of information on specific vulnerabilities, the durability of permanent settlement solutions and on gender based violence. More needs to be done to support the Government in profiling affected populations and in identifying and registering particularly vulnerable households.

A lack of funding, particularly longer-term funding required to establish systems and to implement ethical individual casework meant that protection activities were compromised and institutional memory was threatened by high staff turn-over.

d) Financial Summary

The chart below summarizes the financial situation for the protection thematic area over the early recovery phase. The total response was US\$ 38.67 million, sufficient to meet not just requirements for urgent priorities but for all early recovery needs in the thematic area.

Fig. 15: Protection Response, Expenditure and Balance Needs



ANNEXES

No. of ERWG, SWGs & TGs Meetings (March-Dec 2011)

	ERWG	Sectoral Working Groups (SWGs)											Thematic Groups (TGs)				Total			
		Agriculture & Food Security	Health & Nutrition	WatSan	Education	Housing	Governance	Non-Farm Livelihoods	Community Physical Infrastructure	Disaster Risk Reduction	Environment	Gender	Protection	ERWG	SWG	TG	Grand TOTAL			
National	7	11	17	16	12	14	11	16	16	3	5	12	40	7	113	60	180			
KP																				
Provincial	5	8	8	11	8	10	10	3	14	2	3	15	8	5	72	28	105			
Peshawar	3	5	3	5	3	4	2	6	5	3	3	3	2	3	33	11	47			
Charsadda	2	5	3	3	5	5	5	2	1	2	2	1	5	2	29	10	41			
Nowshera	6	8	8	7	6	6	8	5	4	3	3	5	7	6	52	18	76			
DI Khan	5	4	2	1	4	3	1	1	3	2	0	2	5	5	19	9	33			
Tank	3	1	2	1	2	2	1	0	2	2	0	0	1	3	11	3	17			
Dir Lower	6	6	4	5	7	5	1	0	2	7	0	2	3	6	30	12	48			
Dir Upper	5	4	2	1	4	4	0	0	4	2	0	0	2	5	19	4	28			
Shangla	9	9	9	7	9	6	5	6	6	6	6	7	7	9	57	26	92			
Swat	11	9	9	9	9	8	6	6	6	6	6	7	9	11	62	28	101			
Kohistan	9	9	9	6	9	5	5	4	6	6	6	4	5	9	53	21	83			
KP Total	64	68	59	56	66	58	44	33	53	41	29	46	54	64	437	170	671			
Punjab																				
Provincial	2	5	4	5	8	4	2	2	7	6	2	2	7	2	37	17	56			
Mianwali	1	2	9	6	4	6	0	0	4	0	0	0	11	1	31	11	43			
Layyah	1	6	6	6	4	3	1	0	4	0	0	1	8	1	30	9	40			
Bhakkar	1	0	6	5	0	3	0	0	0	0	0	0	7	1	14	7	22			
Muzaffargarh	1	11	8	11	8	8	2	0	7	1	3	13	13	1	55	30	86			
DG Khan	1	7	11	6	7	8	4	0	2	2	3	13	13	1	45	31	77			
Rajanpur	1	6	11	13	10	12	0	0	8	0	0	0	12	1	60	12	73			
Rahim Yar Khan	3	8	9	15	10	13	3	0	9	5	0	0	15	3	67	20	90			
Punjab Total	11	45	64	67	51	57	12	2	41	14	8	29	86	11	339	137	487			
Sindh																				
Provincial	4	5	5	1	4	3	3	3	6	2	3	1	6	4	30	12	46			
Kashmore	4	3	1	1	2	1	1	0	2	4	0	0	4	4	11	8	23			
Ghotki	1	0	1	0	0	1	0	0	0	0	0	0	0	1	2	0	3			
Jacobabad	7	6	2	0	6	3	0	2	0	4	0	0	11	7	19	15	41			
Shikarpur	3	3	2	0	3	2	0	0	0	2	0	0	5	3	10	7	20			
Larkana	2	0	1	0	0	1	0	0	0	0	0	0	1	2	2	1	5			
Qambar Shadadkot	4	5	3	4	5	7	0	0	1	0	0	0	7	4	25	7	36			
Dadu	2	5	10	14	4	10	1	4	4	2	0	0	12	2	52	14	68			
Jamshoro	3	3	7	2	6	4	2	0	1	0	0	0	10	3	25	10	38			
Thatta	3	6	6	6	7	12	1	0	5	0	0	0	12	3	43	12	58			
Sindh Total	33	36	38	28	37	44	8	9	19	14	3	1	68	33	219	86	338			
Balochistan																				
Provincial	8	7	6	15	5	25	4	1	5	4	2	5	7	8	68	18	94			
Jaffarabad	5	2	2	0	14	2	2	0	2	1	0	0	8	5	24	9	38			
Nasirabad	4	4	2	1	16	2	6	0	2	1	0	0	8	4	33	9	46			
Balochistan Total	17	13	10	16	35	29	12	1	9	6	2	5	23	17	125	36	178			
Grand Total	132	173	188	183	201	202	87	61	138	78	47	93	271	132	1233	489	1854			

Provincial Distribution of Early Recovery Response, Expenditure and Balance Needs - up to December, 2011 (Figures in USD Million)

Province	Response up to April	Response up to July	Response up to Oct,11	Cumulative Response up to Dec,11	Prioritized Needs May-Dec 11	Response up to April,11 & Prioritized Needs	Expenditure up to July,11	Expenditure up to Oct,11	Cumulative Expenditure up to Dec,11	Balance Needs
Balochistan	66.71	69.28	74.31	99.03	30.03	96.73	43.19	3.51	64.04	-2.30
KP	120.65	193.06	201.67	211.48	103.74	224.39	108.69	23.64	160.59	12.91
Sindh	221.82	307.51	329.47	392.12	239.12	460.94	218.92	36.44	325.28	68.82
Punjab	202.09	213.65	235.34	296.08	192.10	394.19	148.14	35.66	245.21	98.12
GB/PAK	14.32	16.80	17.11	19.79	4.82	19.13	7.41	2.75	16.08	-0.84
TOTAL	625.59	800.30	857.90	1018.50	569.81	1195.38	526.35	102.00	811.19	176.71

Sector Wise Early Recovery Response, Expenditure & Balance Needs - up to December 2011 (Figures in USD Million)

Sr. No	Sectors	Response up to July, 11	Response up to Oct, 11	Cumulative Response up to Dec, 11	Prioritized Needs May-Dec 11	Response up to April & Prioritized Needs	Expenditure up to July, 11	Expenditure up to Oct, 11	Cumulative Expenditure up to Dec, 11	Balance Needs
1	Agriculture & Food Security	107.48	107.48	125.04	105.20	207.30	64.09	89.17	125.03	82.28
2	Health & Nutrition	94.00	94.01	94.00	63.25	138.96	45.00	52.77	60.55	44.95
3	Water & Sanitation	75.49	75.49	75.50	106.40	108.06	51.34	51.34	62.80	32.56
4	Education	86.35	100.39	190.47	38.10	123.11	54.62	68.63	139.80	-67.37
5	Housing	327.00	327.00	327.00	174.60	445.60	264.59	275.93	283.48	118.61
6	Governance	8.74	8.74	8.73	10.54	19.28	0.21	4.63	6.00	10.54
7	Non-Farm Livelihood	5.00	22.94	22.94	12.03	15.21	5.00	18.00	22.00	-7.90
8	Community Physical Infrastructure	73.00	81.31	116.99	25.00	98.00	32.00	43.15	71.58	-19.00
Thematic Area										
9	Disaster Risk Reduction	4.70	4.70	6.54	10.67	15.35	0.94	2.09	2.99	8.83
10	Environment	9.34	12.04	12.03	5.02	5.02	2.99	5.59	7.03	-7.02
11	Gender	0.59	0.59	0.60	5.00	5.50	0.05	0.05	0.05	4.90
12	Protection	8.62	23.22	38.67	14.00	14.00	5.53	17.01	29.87	-24.67
	TOTAL	800.31	857.91	1018.50	569.81	1195.39	526.36	628.36	811.19	176.71

Provincial and Sectoral Distribution of ER Response, Expenditure and Balance Needs - up to Dec 2011 (Figures in Million USD)

Sectors	Balochistan				Khyber Pakhtunkhwa				Sindh				Punjab				PAK/GB				Total			
	Prioritized Funding Needs	Response up to Dec 11	Expenditure up to Dec 11	Balance Needs	Prioritized Funding Needs	Response up to Dec 11	Expenditure up to Dec 11	Balance Needs	Prioritized Funding Needs	Response up to Dec 11	Expenditure up to Dec 11	Balance Needs	Prioritized Funding Needs	Response up to Dec 11	Expenditure up to Dec 11	Balance Needs	Prioritized Funding Needs	Response up to Dec 11	Expenditure up to Dec 11	Balance Needs	Prioritized Funding Needs	Response up to Dec 11	Expenditure up to Dec 11	Balance Needs
Agriculture & Food Security	4.09	17.12	20.99	-3.00	23.12	23.87	23.16	21.28	50.26	47.75	35.87	43.82	24.68	29.14	40.05	19.37	3.05	7.16	4.96	0.81	105.20	125.04	125.03	82.28
Health & Nutrition	3.42	11.98	3.20	-2.00	11.15	27.57	9.15	-6.05	24.80	24.65	31.33	34.36	23.88	29.80	15.61	18.64	0.00	0.00	1.26	0.00	63.25	94.00	60.55	44.95
Water & Sanitation	4.14	9.46	9.02	-5.05	31.17	22.24	5.62	9.03	27.08	22.78	18.89	4.83	44.01	20.55	26.23	24.22	0.00	0.47	3.04	-0.47	106.40	75.50	62.80	32.56
Education	0.26	15.45	8.53	-0.88	5.44	10.86	14.36	2.69	24.24	100.81	69.72	-52.57	8.16	58.01	43.06	-16.90	0.00	5.35	4.12	0.28	38.10	190.47	139.80	-67.37
Housing	8.84	27.81	18.01	12.36	14.28	80.47	70.46	-6.58	85.92	135.25	123.53	35.08	65.55	80.31	70.99	77.75	0.00	3.16	0.49	0.00	174.59	327.00	283.48	118.61
Governance	0.70	0.73	0.02	0.37	1.91	3.64	2.62	-0.23	4.09	2.18	1.67	5.73	3.84	2.18	1.69	4.67	0.00	0.00	0.00	0.00	10.54	8.73	6.00	10.54
Non-Farm Livelihood	1.65	1.00	1.00	0.98	3.81	5.62	5.50	-0.97	2.26	4.78	5.00	-1.52	4.31	11.54	10.50	-6.39	0.00	0.00	0.00	0.00	12.03	22.94	22.00	-7.90
Community Physical Infrastructure	2.00	12.75	1.23	-8.12	5.00	21.24	17.28	0.52	10.00	42.17	33.36	-0.97	8.00	40.83	19.72	-10.44	0.00	0.00	0.00	0.00	25.00	116.99	71.58	-19.00
Thematic Area																								
Disaster Risk Reduction	1.71	0.74	0.44	1.72	2.77	1.81	0.76	2.20	2.89	1.80	0.73	2.35	2.56	1.82	0.96	1.87	0.75	0.37	0.10	0.70	10.68	6.54	2.99	8.83
Environment	0.51	0.00	0.00	0.51	1.44	4.04	2.75	-2.60	1.61	3.05	1.27	-1.45	1.34	1.79	0.91	-0.44	0.12	3.16	2.10	-3.04	5.02	12.03	7.03	-7.02
Gender	0.60	0.12	0.01	0.58	0.85	0.12	0.01	0.83	1.35	0.12	0.01	1.33	1.30	0.12	0.01	1.28	0.90	0.12	0.01	0.88	5.00	0.60	0.05	4.90
Protection	2.10	1.87	1.60	0.23	2.80	10.02	8.91	-7.22	4.62	6.79	3.90	-2.18	4.48	19.99	15.46	-15.51	0.00	0.00	0.00	0.00	14.00	38.67	29.87	-24.67
TOTAL	30.02	99.03	64.04	-2.30	103.74	211.48	160.59	12.91	239.12	392.12	325.28	68.82	192.11	296.08	245.21	98.12	4.82	19.79	16.08	-0.84	569.81	1,018.50	811.19	176.71



United National Development Programme
4th floor, Serena Office Complex
Islamabad, Pakistan
<http://www.un.org.pk/undp>

*Empowered lives.
Resilient nations.*